

AGREEMENT FOR PURCHASE AND SALE OF GOODS

Bid/Proposal No. GSA- Contract No. GS-07F-0011J

Clerk Tracking No.

14-00134

Bid Name:

Small Craft and Marine Equipment, FSC Group: 19,
Part-1, FSC Classes: 1940 and 2010

THIS AGREEMENT FOR PURCHASE AND SALE OF GOODS (the "Agreement") is made this **15th day of October, 2014**, by and between **BRUNSWICK COMMERCIAL & GOVERNMENT PRODUCTS, INCORPORATED**, whose address is 420 Megan Z Avenue; Edgewater, Florida 32132-2166 ("Seller") and **THE CITY OF NAPLES**, a Florida municipal corporation, the address of which is 735 Eighth Street South, Naples, Florida 34102 ("Buyer"). In consideration of the mutual covenants and agreements hereinafter set forth herein, and for other good and valuable consideration, the receipt and sufficiency of which are hereby mutually acknowledged, Buyer and Seller agree as follows:

1. **Description of Goods; Sale and Delivery.** Seller shall sell, transfer, and deliver to Buyer the goods described in the Bid/Proposal No. General Services Administration Office of Federal Supply and Services Authorized Federal Supply Price List, **2012 GSA Prices Contract No. GS-07F-0011J** attached hereto and made a part of as **EXHIBIT A** subject to such terms as are set forth in the Bid/Proposal and in this Agreement.
2. **Acceptance; Purchase.** Buyer shall accept the goods and pay as allocated in a Department's Fiscal Year's Budget for the goods in accordance with the terms of this Agreement.
3. **Identification of Goods.** Identification of the goods shall not be deemed to have been made until both Buyer and Seller have agreed that the goods in question are to be appropriate to the performance of this Agreement.
4. **Rate and Time of Payment.** Unless otherwise specified, Buyer shall make payment to Seller for the goods within 30 days after the goods are received by Buyer.
5. **Receipt of Goods.** The goods shall be deemed received by Buyer when delivered to Buyer at an indicated City of Naples, Department and/or Division that is indicated at the time an order is placed. Delivery of the goods to Buyer shall occur as directed at the time an order is placed. Normal City of Naples business hours are 8:00am thru 5:00pm EST.
6. **Risk of Loss.** The risk of loss from any casualty to the goods, regardless of the cause, shall be on Seller up to the time of receipt of the goods by Buyer at the place of delivery, but only after any proper inspection has been completed without rejection of the goods. Thereafter, such risk shall be on Buyer, including any goods thereafter returned to Seller until their receipt by Seller.
7. **Warranty Against Encumbrances.** Seller warrants that the goods are now free, and at the time of delivery shall be free, from any security interest or other lien or encumbrance.
8. **Warranty of Title.** Seller warrants that at the time of signing this Agreement or at time of delivery, Seller neither knows, nor has reason to know, of the existence of any outstanding title or claim of title hostile to the rights of Seller of the goods.

9. **Product Warranty.** Seller provides general warranties of fitness and general warranties that the goods are free from defects, for 1 year from acceptance of the goods, except as may otherwise be set forth in the Description of the Bid/Proposal, or other attached warranty: Manufacturer's warranty will apply. Seller shall provide all warranty documentation at time of delivery.

10. **Right of Inspection.** Buyer shall have the right to inspect the goods at the time and place of delivery, and within 5 business days after delivery, Buyer must give notice to Seller of any claim for damages on account of the condition, quality, or grade of the goods, and Buyer must specify in detail the basis of such claim. The failure of Buyer to comply with these conditions shall constitute irrevocable acceptance of the goods by Buyer.

11. **Procedure as to Rejected Goods.** On receipt of notification of rejection, Seller will immediately arrange to receive back the goods for shipment and return. However, within 5 days, Seller may have an agent inspect such goods for nonconformity; otherwise, such inspection will be made on return to Seller's designated facility. When such goods are confirmed or acquiesced in as nonconforming, Seller will ship conforming goods within 30 days of the notice of rejection unless Buyer earlier notifies Seller to forgo such shipment.

12. **Governing Law.** The parties acknowledge that the transaction that is the subject matter of this Agreement bears a reasonable relation to the State of Florida and agree that the law of the State of Florida will govern their rights and duties. The parties specifically intend that the provisions of Article 2 of the Florida Uniform Commercial Code will control as to all aspects of this Agreement and its interpretation, and that all the definitions contained therein will be applicable to this Agreement except where this Agreement may expressly provide otherwise.

13. **Bid Documents.** The terms and conditions of the Bid/Proposal No., 2012 GSA Prices Contract No. GS-07F-0011J attached hereto and made a part hereof shall be incorporated herein as a part of this Agreement.

14. **Notices and Address of Record.** All notices required or made pursuant to this Agreement to be given by Seller to Buyer shall be in writing and shall be delivered by overnight courier, by hand or by the (USPS) United States Postal Service, first class mail service, postage prepaid, return receipt requested, or as otherwise agreed upon and addressed to the following:

To Buyer:

City of Naples

735 Eighth Street South; Naples, Florida 34102-3796

Attention: **A. William Moss**, City Manager

All notices required or made pursuant to this Agreement to be given by Buyer to Seller shall be made in writing and shall be delivered by overnight courier, by hand or by the (USPS) United States Postal Service, first class mail service, postage prepaid, return receipt requested, or as otherwise agreed upon and addressed to the following:

To Seller:

Brunswick Commercial & Government Products, Incorporated

420 Megan Z Avenue; Edgewater, Florida 32132-2166

Attention: **Jim Brown**, Title: Eastern Regional Sales Manager

FEI/EIN Number: 36-4432261 State (DE)

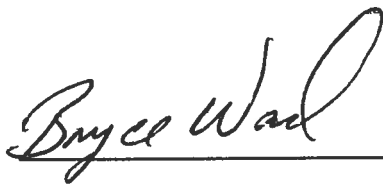
Either party may change its address of record by written notice to the other party given in accordance with requirements of this Article.

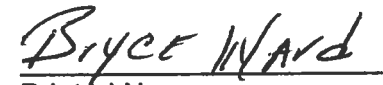
15. **Counterparts.** This Agreement may be executed in any number of counterparts, each of which shall be deemed to be an original as against any party whose signature appears thereon and all of which shall together constitute one and the same instrument.

16. **Effective Date.** This Agreement shall take effect on the day of execution by the last party to execute this agreement and be valid through 09/30/2018.

IN WITNESS WHEREOF, the parties hereto have executed this Agreement on the day first written above.

ATTEST:







Printed Name

SELLER:

Brunswick Commercial & Government Products, Inc.
420 Megan Z Avenue
Edgewater, Florida 32132-2166
Attention: **Jim Brown**, Title: Eastern Regional Sales Mgr.
FEI/EIN Number: 36-4432261 State (DE)


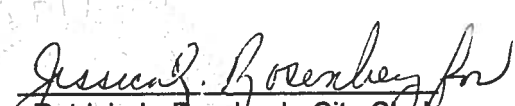
By: 

Authorized Representative


Printed Name


(Corporate Seal)

ATTEST:


By: 


Patricia L. Rambosk, City Clerk

BUYER:

City of Naples, Florida
By: 

A. William Moss, City Manager

Approved as to form and legal sufficiency:

By: 

Robert D. Pritt, City Attorney



Brunswick Commercial and Government Products, Inc.
420 Megan Z Avenue
Edgewater, FL 32132
386-423-2900

Base Boat	Accessories	Freight	Product Total
\$ 63,801.00	\$ 70,843.00	\$ 0.00	\$ 134,644.00

Dealer Information

Bcgp Gsa Pricing (22066 - 001)
420 MEGAN Z AVENUE
EDGEWATER, FL 32132
Contact: Jim Brown
Contact Email: jim.brown@whaler.com
Tel: 850.509.0393

Customer Info

Naples Fire Rescue Dept
835 8th Avenue South
Naples, FL

Reference Info:

Eng Ref Nos.:

Purchase Order ID:

Contract No.:

GSA SCHEDULE TITLE: Small Craft and Marine Equipment FSC Group 19, Part 1, FSC Classes 1940 and 2010-CONTRACT NUMBER: GS-07F-0011J CONTRACT PERIOD: 10/1/98 through 09/30/18

Model Information

Line	Qty	Model	Description	Quoted Amt	Total
1	1	270GD	UNSINKABLE HULL WITH COMMERCIAL GRADE FIBERGLASS LAMINATE SELF BAILING HULL WITH SCUPPERS HAZE GREY GELCOAT HEAVY DUTY RUBRAIL BLACK IDENTIFICATION AND TRIM MARKINGS J21 FIBERGLASS CONSOLE WITH STORAGE AREA, DOME LIGHT, WINDSHIELD AND GRABRAIL 36" ALUMINUM LEANING POST WITH DOOR, SHELF AND GRABRAIL POWDER COATED BOW RAILS AND STERN RAILS LOCKABLE QUARTER COMPARTMENTS IN-DECK BOW STORAGE WITH DRAIN FORWARD BELOW DECK STORAGE COMPARTMENT WITH HATCH AND BILGE PUMP STAINLESS STEEL STEERING WHEEL WITH KNOB DUAL CYLINDER HYDRAULIC STEERING STERN SPLASHWELL BULKHEAD BOWEYE STERN EYES 30" TRANSOM (8) 12" CLEATS NAVIGATION LIGHTS (3) FIRE EXTINGUISHERS (2) BILGE PUMPS W/AUTOMATIC FLOAT SWITCHES(1)FWD,(1)AFT SWITCH PANEL-(2) BILGE, NAVIGATION LIGHTS, 4 AUXILIARY DUAL 95 GALLON BAFFLED ALUMINUM FUEL TANKS TRANSOM CHAFE CAP TRIM TABS - ELECTRIC W/ INDICATORS 10 YEAR LIMITED HULL WARRANTY	\$ 63,801.00	\$ 63,801.00

Color

Line	Qty	Acc. No.	Description	Quoted Amt.	Total
1	1	834	CUSTOM COLOR - HULL EXTERIOR <i>Match NFD Red</i>	\$ 1,284.00	\$ 1,284.00

September 15, 2014 | Valid until June 27, 2015

Engine					
Line	Qty	Acc. No.	Description	Quoted Amt.	Total
1	1	865	MERCURY DUAL 250XL/CXL VERADO O/B 25"	\$ 29,456.00	\$ 29,456.00

Accessories					
Line	Qty	Acc. No.	Description	Quoted Amt.	Total
1	1	61810	DIVE DOOR - 45"	\$ 4,239.00	\$ 4,239.00
2	1	61811	HULL CHAFE PLATE - 45" DIVE DOOR	\$ 556.00	\$ 556.00
3	4	60763	LED FLOODLIGHTS (EA) <i>One each mounted port, starboard, fore and aft</i>	\$ 218.00	\$ 872.00
4	1	60764	COCKPIT LIGHTING RED(EA) <i>Mounted port and starboard</i>	\$ 151.00	\$ 151.00
5	1	60745	COMPASS-RITCHIE NAVIGATOR (FLUSH MNT)	\$ 322.00	\$ 322.00
6	1	61441	MERC DUAL VERADO PRE-RIG W/DTS & SMARTCRAFT	\$ 6,611.00	\$ 6,611.00
7	2	61499	PROPELLER, SST V-6'S	\$ 491.00	\$ 982.00
8	1	7660	ADD CONSOLE E-BOX	\$ 451.00	\$ 451.00
9	1	60615	J21 HEAVY DUTY T-TOP W/ELEC BOX	\$ 6,537.00	\$ 6,537.00
10	1	61518	EXTRA HD RUB STRAKES W/DIVE DOOR-1 PER SIDE	\$ 1,302.00	\$ 1,302.00
11	2	2352	VERADO ENGINE STARTING BATTERY (1110CMA)	\$ 327.00	\$ 654.00
12	1	61402	DUAL ENGINE INSTALLATION & TEST	\$ 1,175.00	\$ 1,175.00
13	2	61470	RACOR FUEL/WATER SEPARATOR UPGRADE (EA)	\$ 223.00	\$ 446.00
14	1	60950	BATTERY CHARGER 1-3 BANK (SELECT SHORE PWR)	\$ 953.00	\$ 953.00
15	1	60740	12 VOLT OUTLET	\$ 68.00	\$ 68.00
16	1	60904	BATTERY SYSTEM DUAL ENG 2 START 1 ELEC	\$ 1,827.00	\$ 1,827.00
17	1	60951	SHORE POWER 110VAC/60HZ	\$ 481.00	\$ 481.00
18	1	60928	OPTIMA D34M-870 DEEP CYCLE BATTERY	\$ 275.00	\$ 275.00
19	1	61315	ALUM OUTBOARD ENG BRKT W/PLATFRM (25" ENGS)	\$ 6,025.00	\$ 6,025.00
20	1	7706	MAST FOR FLIR AND ACR LIGHT	\$ 743.00	\$ 743.00
21	1	60814	RADAR STUMP 10"	\$ 340.00	\$ 340.00
22	1	61100	DELETE STANDARD SEATING	-\$ 1,447.00	-\$ 1,447.00
23	1	61536	RESCUE RAILS W/DIVE DOOR, PORT & STBD.	\$ 896.00	\$ 896.00
24	1	61122	36" ALUM LP W/ SHOTGUN STORAGE	\$ 3,175.00	\$ 3,175.00

Freight					
Line	Qty	Acc. No.	Description	Quoted Amt.	Total
1	1	99998	INLAND FREIGHT	\$ 0.00	\$ 0.00
2	1	193	CUSTOMER PICK-UP	\$ 0.00	\$ 0.00

Custom				
Line	Qty	Description	Quoted Amt.	Total
1	1	61940 4" FIRE PUMP THRU HULL INTAKE WCAP	\$ 1,051.00	\$ 1,051.00
2	1	2823 FULL METAL TOP FOR J21 CONSOLE	\$ 1,418.00	\$ 1,418.00

September 15, 2014 | Valid until June 27, 2015

Current Terms and Conditions

Current Terms and Conditions:

1. Payment terms are NET 30 DAYS from invoice date, subject to satisfactory credit approval at time of order placement. Manufacturer's Statement of Origin documents will be mailed to the customer upon receipt of full payment.
2. Prices are valid for 60 days from the date of this quotation.
3. Brunswick Commercial and Government Products, Inc. (BCGP) reserves the right to modify or discontinue models and equipment at any time.
4. Customer furnished equipment must be received no later than 30 days from receipt of purchase order.
5. If the terms in any customer purchase order or related documents are inconsistent with these terms and conditions, these terms and conditions shall control.
6. Customer shall be responsible for a late payment charge of 2% per month, or the maximum permitted by law, whichever is lower, on invoices which remain unpaid beyond the due date. In addition, if BCGP must exercise legal remedies to enforce these terms or collect customer's unpaid amounts, BCGP shall be entitled to recover all of its reasonable attorneys fees, expert fees, court costs and other expenses incurred in connection therewith.
7. Only BCGP's standard, published, limited commercial warranty, which may be modified from time to time in BCGP's sole discretion, shall apply to the sale of products by BCGP. Customer acknowledges that all warranty obligations are contingent on receipt of full payment.
8. In the event of any requests for changes to the products covered by this quotation, BCGP shall review such requests and discuss the potential effects on pricing, delivery timing and other similar matters with the customer. Changes will only be effective if in a writing signed by both parties.
9. No liability shall be sustained by BCGP by reason of BCGP not filling the order described in this quotation due to circumstances beyond its reasonable control, including but not limited to, labor disputes, natural disasters, accidents to machinery, acts of God, acts of or threatened acts of war or terrorism, material shortages, regulations, demands for goods exceeding BCGPs available supply, or any other cause beyond BCGPs control. In the event of any delay in delivery or performance caused by any of the foregoing, the date upon which delivery or performance is due shall be extended by the amount of the delay caused by any of the foregoing.

Note: All option descriptions that begin with "@" and all options under the Custom header are non-GSA contract items.

Export Compliance:

For international quotations/shipments: The commodities, technology or software will be exported from the United States in accordance with the Export Administration Regulations. Diversion contrary to U.S. law is prohibited. Incoterms 2010 shall apply.

For shipments to Canada and Mexico: NAFTA certificates are not required.

GSA Contract Information:

- GSA SCHEDULE TITLE: Small Craft and Marine Equipment FSC Group 19, Part 1, FSC Classes 1940 and 2010
- CONTRACT NUMBER: GS-07F-0011J CONTRACT PERIOD: 10/1/98 through 09/30/18
- CAGE CODE: 3QRA5 SIC: 3732 FEDERAL TAX ID#: 36-4432261
- DUNS: 015602878 -PRICES ARE EX-WORKS EDGEWATER, FLORIDA

ACCEPTED:

PRINTED NAME

SIGNATURE

DATE

Boston Whaler® Products Limited Commercial Warranty

Brunswick Commercial & Government Products (BCGP) warrants that each Boston Whaler hull manufactured by **BCGP** will be free from structural defects due to substandard material or workmanship, under conditions of reasonable commercial or government service, for a period of ten years from the date of manufacture. The following stipulations apply to this warranty:

- The hull warranty is offered on a pro-rata basis. Available reimbursement will be reduced each month by a percentage, which will be the number of months from date of manufacture divided by 120. As an example, if the repair occurs 72 months after date of manufacture ($72 \div 120 = 0.6$), 60% of the pro-rata warranty has expired. **BCGP** will pay 40% of the authorized warranty repair or replacement cost.
- All warranty repairs must be authorized in advance by **BCGP**. Any structural defects will be repaired at a service agent chosen by **BCGP** or at the **BCGP** repair facility in Edgewater, Florida.
- Expenses for towing, hauling out, transportation to and from the **BCGP** service agent, or to and from the **BCGP** repair facility in Edgewater, Florida are the responsibility of the boat owner.
- Damage resulting from abuse, misuse, accidents, improper storage, sub-freezing temperatures, lack of reasonable and proper maintenance, overloading or overpowering, and modification or alteration of the hull is not covered.
- Damage resulting from a war, police action, or armed conflict is not covered.
- This warranty is not transferable from the original owner.
- Specifically excluded from this warranty are gelcoat issues such as fading, color shifting, chalking, blistering, cracking, crazing, and stress lines.

Accessories manufactured and installed by **BCGP** are warranted for 12 months from date of installation against defective material or workmanship. Specifically excluded from this accessory warranty are windshield breakage or leakage, engines, engine components, batteries, propellers, controls, control cables, steering systems, electronics, and any other accessory covered by a separate OEM warranty. This accessory warranty is not transferable from the original owner.

None of these warranties applies to any Boston Whaler hull, accessory, or part that has been structurally altered or subjected to unreasonable use, improper storage, lack of reasonable and proper maintenance, negligence, or accident.

The obligation of **BCGP** under this warranty is limited to the pro-rata cost to repair or replace a hull or part that has, within the warranty period, been determined by **BCGP** to be defective in material or workmanship. The decision to repair or replace a hull or part shall be solely at the election of **BCGP**. If a warranted defect is determined to exist, **BCGP** will provide written authorization for exactly what repair will be made. **No work of any kind may be performed without this written authorization.** **BCGP** makes no other express warranties, and intends no implied warranties. Implied warranties of fitness and merchantability are specifically excluded. **BCGP** also disclaims any liability for product failure or other economic loss arising from claims of negligence, defective design, manufacturing defect, failure to warn or instruct, lack of seaworthiness, and any other theory of liability not expressly covered by this warranty. If any implied warranties are found to exist, such implied warranties will be subject to the time limits in this warranty. Some states do not allow limitations on how long an implied warranty lasts, so the above limitation might not apply to you. **BCGP** will not be liable for incidental or consequential damages including, but not limited to, loss of profits, rental of substitute equipment, or other commercial loss. Some states do not allow the exclusion or limitation of incidental or consequential damages, so this limitation or exclusion might not apply to you. **BCGP** will not be liable for any warranty expressed by a third party, if such warranty is not also expressed in writing by **BCGP**.

BCGP reserves the right to improve its products through ongoing changes in design and materials without obligation to incorporate such changes on existing boats. Speed, boat weight, fuel consumption, and other boat performance characteristics are estimates and cannot be guaranteed.

To initiate a warranty claim, it is the responsibility of the boat owner to contact **BCGP** or an authorized **BCGP** service agent immediately after discovering a defect. The boat owner must supply details of the problem, hull identification number, date of purchase, and selling dealer name, if applicable. **BCGP** will be solely responsible for determining and authorizing warranty repairs.

This warranty gives you specific rights and you might have other rights that vary from state to state. Other **BCGP** products might have warranties that are different from this one.

**General Services Administration Office
of Federal Supply and Services
Authorized Federal Supply Schedule Price List**

**2012 GSA Prices
Contract # GS-07F-0011J
Modification PO-0043
Edgewater, FL
Pricing Effective: 04/28/2014
Duns # 015602878
Tax ID # 36-4432261**

SCHEDULE TITLE: Small Craft and Marine Equipment
FSC Group: 19, Part 1, FSC Classes: 1940 and 2010

CONTRACT NUMBER: GS-07F-0011J

CONTRACT PERIOD: 10/01/98 through 09/30/2018

CONTRACTOR: Brunswick Commercial & Government Products, Inc.
420 Megan Z Avenue, Edgewater, FL 32132-2166
Phone: 386.423.2900, Fax: 386.423-9187
Email: bcpinfo@whaler.com Website: www.brunswickcgp.com/

CONTRACTOR'S ADMINISTRATION SOURCE: Sandy Martin
386.423.1912
smartin@whaler.com

BUSINESS SIZE: Large

CUSTOMER INFORMATION:

1a. TABLE OF AWARDED SPECIAL ITEM NUMBERS (SINs)

SIN	DESCRIPTION
260-01	Powered boats, including parts and accessories

1b. LOWEST PRICED MODEL NUMBER AND PRICE FOR EACH SIN:

<u>SIN</u>	<u>MODEL</u>	<u>PRICE</u>
260-01	15GDA	15,817

1c. HOURLY RATES

Not applicable

2. MAXIMUM ORDER: \$315,000 per SIN and \$315,000 per order

3. MINIMUM ORDER: \$100

4. Geographic coverage: Zone 1-8
 The 48 contiguous states and Washington DC

5. Point (s) of production: Edgewater, FL (Volusia County)

6. Discount from List Prices: Government prices for both boats and accessories are net per this price list (discount deducted and IFF added)

7. Quantity Discount (s): For single orders of identically configured boats, and per SIN:
 1% for 10 to 20 units
 2% for 21 to 30 units
 3% for 31 to 40 units
 4% for 41 units or more

8. Prompt Payment Terms: Net 30 days
 Prompt payment terms cannot be negotiated out of the contractual agreement in exchange for other concessions.

9. a Government credit card: Government purchase cards must be accepted at or below the micro-purchase. See Item 17.

9. b Government credit card: Government purchase cards are accepted above the micro-purchase threshold. See Item 17.

10. Foreign Items:	None
11a. Time of delivery:	Shipped 90-360 days after receipt of order for boats Shipped 30-60 days ARO on parts & accessories
11b. Expedited Delivery	72 hours, if in stock
11.c Overnight and 2-Day Delivery:	None
11.d Urgent Requirements:	Customers are encouraged to contact the contractor for the purpose of requesting accelerated delivery
12. FOB Point	Origin
13a. Ordering Address:	Same as Item address under Contractor
13b. Ordering Procedures:	For supplies and services, the ordering procedures, information on Blanket Purchase Agreements (BPA's) are found in FAR 8.405-3
14. Payment Address:	Wells Fargo Bank P O Box 84644 (Brunswick Boat Group) 18035 Sperry Drive Seattle, WA 98124
15. Warranty provision:	Standard commercial warranty
16. Export Packing Charges:	As negotiated, per standard commercial policies.
17. Terms and Conditions of Government Purchase Card Acceptance:	A 3% usage charge will be assessed to the order
18. Terms and Conditions of rental, Maintenance and repair.	Not applicable
19. Terms and Conditions of Installation	Not applicable
20. Terms and Conditions of Repair Parts Indicating Date of Price Lists and Any Discounts from List Prices	Not applicable
20a. Terms and Conditions for any other services	Not applicable

- | | |
|---|----------------|
| 21. List of Service and Distribution Points | Not applicable |
| 22. List of Participating Dealers | Not applicable |
| 23. Preventive Maintenance | Not applicable |
| 24a. Special Attributes such as Environmental Attributes | Not applicable |
| 24b. Section 508 Compliance for EIT: | As applicable |
| 25. DUNS NUMBER: | 015602878 |
| 26. NOTIFICATION REGARDING REGISTRATION IN SYSTEM FOR AWARD MANAGEMENT (SAM) DATABASE: | |
| Contractor has an Active Registration in the SAM database. | |

Brunswick Commercial & Government Products, Inc.

GSA 2012 Pricing

Boat Model	Page Number
Guardian / Alert (15', 17', 19')	A-1
Guardian (19', 21', 22', 25', 27')	B-1
Justice (19', 20', 21', 24', 26', 27', 32', 37")	C-1
Challenger (27', 35') , Vigilant (27')	D-1
Impact (470, 520, 650, 750, 850, 1000, 1200	E-1
Military Impacts	F-1
Electronics	G-1
Engines	H-1
Sentry	I-1
Impact 530IM	J-1

Brunswick Commercial & Government Products, Inc.

Price Effective April 28,2014.

Boston Whaler Guardian / Alert 2012 GSA Pricing

Description	Part No.	Guardian / Alert		
		15'	17'	19'
Base Boat				
15' GUARDIAN BASE BOAT	150GDA	11,911	-	-
17' GUARDIAN BASE BOAT	170GDA	-	13,186	-
19' GUARDIAN / ALERT BASE BOAT	190GDA	-	-	19,797
Heavy Duty Hull Equipment Options				
STAINLESS STEEL CUTWATER	61540	1,460	1,460	1,496
STAINLESS STEEL BOW EYE REINFORCEMENT	61543	835	835	835
STAINLESS STEEL TRANSOM CORNER CHAFE PLATES	61555	-	787	787
LIFTING EYES INTEGRATED INTO HULL STRUCTURE	61565	-	2,220	2,743
HD RUBBING STRAKES - (1 per side)	61620	957	957	957
HD RUBBING STRAKES - (2 per side)	61521	-	-	1,745
EXTRA HEAVY DUTY RUBBING STRAKES - (1 per side)	61525	1,113	1,113	1,113
LOW PATTERN BOW RAILS	61501	929	929	929
HI-LOW BOW/SIDE RAILS	61502	937	937	937
HIGH PATTERN SIDE RAILS	61503	-	-	886
BOW RAIL	61504	817	817	942
SIDE RAILS	61507	681	681	681
LASHING RAILS (Rub Strake required)	61532	618	618	618
RECESSED FLOOR TIE DOWN (1)	61570	110	110	110
HEAVY DUTY RECESSED FLOOR TIE DOWN (1)	61571	179	179	179
RADIAL ARM DAVIT	61572	-	1,088	1,153
RADIAL ARM DAVIT W/MANUAL WINCH, BLOCK, CABLE AND HOOK	61573	-	1,623	1,623
ADDITIONAL CLEATS (2)	61550	271	271	271
Hull Coloring, Lettering and Paint Options				
CUSTOM COLOR - HULL EXTERIOR	60011	611	611	611
CUSTOM COLOR - HULL INTERIOR	60012	611	611	611
BOAT ID NUMBERS & BOAT ID PLATE	62510	250	250	250
HULL LETTERING (up to 15 characters per side)	62502	853	853	853
HULL SLASH - 1 COLOR	62503	660	660	660
HULL SLASH - 2 COLOR	62504	748	748	748
BOTTOM PAINT	62500	983	1,016	1,016
Fuel Systems Options				
PORTABLE 6 GALLON FUEL TANK W/MAT- MERCURY	61201	186	186	-
PORTABLE 6 GALLON FUEL TANK W/MAT - HONDA	61203	200	182	-
PORTABLE 6 GALLON FUEL TANK W/MAT- YAMAHA	61204	168	168	-

Note: "STD" = standard equipment on that model
 "*" = option not applicable on that model

Guardian GSA Pricing

Page A-1

Description	Part No.	Guardian / Alert		
		15'	17'	19'
PORTABLE 6 GALLON FUEL TANK W/MAT - BOMBARDIER	61202	201	201	-
MANUAL FUEL TANK SOUNDER	02843	765	765	765
Console and Steering Options				
ALERT PACKAGE	60505	-1,467	-1,762	-1,762
ADD CONSOLE E-BOX	07860	451	451	451
MANUAL HYDRAULIC STEERING CREDIT (VERADO L4 ONLY)	07837	-	-	-1,228
CONSOLE MOVED TO FORWARD POSITION	60590	-	211	211
FIBERGLASS SIDE CONSOLE WITH NO-FEEDBACK CABLE STEERING (150GD & 170GD, HYDRAULIC ON THE 190GD) AND STAINLESS STEEL WHEEL	60511	1,202	1,202	1,202
G17 FIBERGLASS CONSOLE	60512	STD	STD	STD
J20 FIBERGLASS CONSOLE	02544	-	-	4,287
ADDITIONAL WATERTIGHT COMPOSITE DOOR FOR CONSOLE	60599	480	480	480
HYDRAULIC STEERING	61001	-	-	STD
HYDRAULIC TILT STEERING	61002	393	393	393
Engine Equipment/Installation Options				
MERCURY MONITOR GAUGE	08337	1,466	1,466	1,466
4-STROKE ENGINE BREAK-IN AND INITIAL MAINTENANCE	07812	1,601	1,601	1,601
VIRTUAL LIFELINE - SGL O/B ENG	81472	864	864	864
BRP SINGLE ENGINE ICON PRERIG	08338	2,551	2,551	2,551
MERCURY SINGLE ENGINE PRE-RIG W/O GAUGES	61420	983	983	983
MERCURY SINGLE ENGINE VERADO PRE-RIG W/DTS & SMARTCRAFT	61440	-	-	4,022
3 GALLON MERCURY OIL TANK	61430	-	-	442
YAMAHA DIAGNOSTIC EQUIPMENT FOR ENGINES (PANASONIC TOUGHBOOK, SOFTWARE, AND CABLES)	02784	6,106	6,106	6,106
BRP DIAGNOSTIC EQUIPMENT FOR ENGINES (PANASONIC TOUGHBOOK, SOFTWARE, AND CABLES)	02786	6,263	6,263	6,263
HONDA SINGLE ENGINE PRE-RIG W/O GAUGES	61416	1,227	1,227	1,227
YAMAHA SINGLE ENGINE PRE-RIG W/O GAUGES	61418	1,291	1,291	1,291
3 GALLON YAMAHA OIL TANK	61425	-	-	423
BOMBARDIER SINGLE ENGINE PRE-RIG W/O GAUGES	61422	1,125	1,125	1,125
1.8 GALLON BOMBARDIER OIL TANK	61427	-	197	197
3 GALLON BOMBARDIER OIL TANK	61428	-	-	515
RACOR FUEL/WATER SEPARATOR UPGRADE (1)	61470	223	223	223
SINGLE ENGINE INSTALLATION & PERFORMANCE VERIFICATION	61401	590	590	590
PROPELLER, STAINLESS V-4's	61408	386	386	386
BUILDERS TRIALS & SYSTEMS CHECK WITH CUSTOMER AT EC FACILITY	62601	1,720	1,720	1,952
Gauge and Light Options				
YAMAHA COMMAND LINK PLUS DISPLAY UPGRADE	07477	777	777	777
Flush-mounted port and starboard scene lights (Dimmable LED) Color: Red (Night Vision) and White	07450	189	189	189

Note: "STD" = standard equipment on that model
 "*" = option not applicable on that model

Guardian GSA Pricing

Page A-2

Description	Part No.	Guardian / Alert		
		15'	17'	19'
BRP E-TEC SINGLE ENGINE I-COMMAND DIGITAL GAUGES	61448	1,479	1,479	1,479
YAMAHA SINGLE ENG GAUGE PACKAGE ("DEC" ONLY)	02338	916	916	916
YAMAHA SINGLE ENGINE PRERIG ("DEC" ONLY)	02347	-	-	1,710
MERCURY SINGLE ENGINE ANALOG GAUGE PACKAGE	60701	298	298	298
MERCURY SINGLE ENGINE SMARTCRAFT GAUGE PACKAGE	60703	-	932	932
MERCURY SGL ENGINE VESSEL VIEW GAUGE PACKAGE - OPTI	60741	-	-	1,623
VESSEL VIEW GAUGE UPGRADE - SGL ENG VERADO	61446	-	-	631
MERCURY SPEEDOMETER (1)	60713	162	162	162
MERCURY WATER PRESSURE GAUGE (1)	60711	130	130	130
YAMAHA SINGLE ENGINE GAUGE PACKAGE: Includes (1) TACH & (1) SPEEDOMETER	60709	1,041	1,041	1,041
YAMAHA WATER TEMPERATURE GAUGE (1)	60717	247	247	247
YAMAHA WATER PRESSURE GAUGE (1)	60716	212	212	212
YAMAHA HOURMETER (1)	60718	292	292	292
HONDA SINGLE ENGINE GAUGE PACKAGE	60707	392	392	392
HONDA WATER PRESSURE GAUGE (1)	60715	187	187	187
BOMBARDIER SINGLE ENGINE GAUGE PACKAGE	60705	339	339	339
BOMBARDIER SPEEDOMETER (1)	60722	166	166	166
BOMBARDIER WATER PRESSURE GAUGE (1)	60720	151	151	151
BOMBARDIER OIL LEVEL GAUGE	60739	139	139	139
FLOODLIGHT (1)	60763	188	188	188
SPOTLIGHT, HANDHELD W/ BASE AND 12-VOLT OUTLET	60755	292	292	292
COCKPIT LIGHT - RED (1)	60784	151	151	151
NAVIGATION LIGHTS WITH SWITCH & FUSE (FOR ALERTS)	60759	319	319	319
Navigation and Safety Options				
COMPASS, RITCHIE EXPLORER (surface mount)	60742	171	171	171
COMPASS, RITCHIE HELMSMAN (flush/gimbal mount)	60743	215	215	215
COMPASS, RITCHIE NAVIGATOR (flush mount)	60745	322	322	322
COMPASS, KVH AZIMUTH 1000 DIGITAL FLUXGATE	60760	-	553	553
2LB FIRE EXTINGUISHER	61597	64	64	64
5LB FIRE EXTINGUISHER UPGRADE	61596	126	126	126
BILGE PUMP, ELECTRIC WITH FLOAT SWITCH (FOR ALERTS)	61599	241	241	241
Seating Options				
DOUBLE MODULAR SEAT WITH HINGED STORAGE	07299	2,160	2,160	2,160
SHOXS-4800 (EA) DECK MOUNT HIGHPERFORMANCE SEAT W/FORE/AFT ADJUSTMENT	08158	18,459	18,459	18,459
SHOXS-6100 (EA) VERTICAL BULKHEAD MOUNT SEAT	08160	4,900	4,900	4,900
SHOXS-6150 (EA) 10 DEGREE BULKHEAD MOUNT SEAT 18" HEIGHT ADJUST	08161	6,675	6,675	6,675
SHOXS-6155 (EA) 10 DEGREE BULKHEAD MOUNT SEAT 6" HEIGHT ADJUST	08162	6,230	6,230	6,230
SHOXS-5400 (EA) DECK MOUNT LOW PROFILE JOCKEY SEAT	08158	4,686	4,686	4,686

Note: *STD* = standard equipment on that model
** = option not applicable on that model

Description	Part No.	Guardian / Alert		
		15'	17'	19'
SHOXS-5100 (EA) FOLDING REAR SADDLE SEAT	08157	7,929	7,929	7,929
SHOXS-4160 (EA) DECK MOUNT HIGH PERFORMANCE SEAT	08155	14,175	14,175	14,175
SHOXS-2000 (EA) SEATBOX MOUNT HELM/CREW SEAT	08154	6,081	6,081	6,081
SHOXS-1628 FOOTREST (EA) FOR BULKHEAD SEATS	08170	819	819	819
SHOXS SEAT INSTALLATION, FLOOR-MOUNT (PER SEAT)	08171	405	405	405
PT-7D SEAT: TUBULAR SEAT WITH FOLD-UP SEATS	08547	3,109	3,109	3,109
DELETE STANDARD SEATING	61100	-741	-741	-741
SHOXS-6300 (EA) BULKHEAD MOUNT SEAT	08183	3,985	3,985	3,985
SHOXS SEAT INSTALLATION, BULKHEAD-MOUNT, INCLUDES BULKHEAD (PER SEAT)	08172	1,133	1,133	1,133
SINGLE MODULAR SEAT WITH HINGED STORAGE	08548	2,002	2,002	2,002
SHOXS-6100 (EA) BULKHEAD MOUNT STOWABLE TROOP SEAT	08164	2,520	2,520	2,520
SHOXS-8200 (BANK OF 2) BULKHEAD MOUNT STOWABLE TROOP SEATS	08185	5,040	5,040	5,040
SHOXS-5500 (EA) DECK MOUNT LOW PROFILE JOCKEY SEAT ON VERTICAL STAB UNIT	08159	5,265	5,265	5,265
SHOXS-6300 (BANK OF 3) BULKHEAD MOUNT STOWABLE TROOP SEATS	08186	7,560	7,560	7,560
SHOXS-9000 (EA) DECK MOUNTED POD STYLE SEAT	08167	11,640	11,640	11,640
SHOXS DUAL2 PREMIUM (EA) DATA LOGGER W/ ELECTRO-HYDRAULIC RIDE HEIGHT ADJUSTMENT	08169	4,985	4,985	4,985
SHOXS DUAL2 STANDARD (EA) DATA LOGGER	08168	3,415	3,415	3,415
SHOXS-6500 (EA) DECK MOUNTED W/ 10" TRAVEL, 18" HEIGHT ADJUSTMENT	08538	12,800	12,800	12,800
DELETE THWART SEAT	61110	-291	-291	-291
ADDITIONAL THWART SEAT, FORWARD	61101	288	288	288
SMALL PEDESTAL SEAT WITHOUT ARMREST (1)	61102	704	704	704
30" R6 ALUM LEANING POST W/ DOOR	61132	1,601	1,601	1,601
30" R6 ALUM LEANING POST W/ DOOR, BACKREST & FOOTREST	61112	1,826	1,826	1,826
30" R6 ALUM LEANING POST W/ DOOR, & AFT STORAGE BOX	61135	-	2,284	2,284
30" R6 ALUM LEANING POST W/ DOOR, AFT STORAGE BOX & BACKREST	61134	-	2,707	2,707
40" REVERSIBLE PILOT SEAT	61126	1,412	1,412	1,412
TUBULAR ALUMINUM LEANING POST W/ GRABRAIL - 36"	61129	STD	STD	STD
TUBULAR ALUMINUM LEANING POST W/GRABRAIL & AFT SEAT - 36"	61130	-	1,327	1,327
Deck Cooler/Utility Box Options				
TAPERED DECK UTILITY BOX W/CUSHION (Forward of console)(Not avail for all consoles)	62310	1,044	1,044	1,044
MEDIUM FRP DECK UTILITY BOX WITH CUSHION	62311	1,203	1,203	1,203
50" ALUM DECK UTILITY BOX WITH CUSHION	62314	1,361	1,361	1,361
54 QUART COOLER WITH CUSHION AND HOLDDOWN	62301	345	345	345
72 QUART COOLER WITH CUSHION AND HOLDDOWN	62302	413	413	413
Law Enforcement Equipment Options				
6" LED AMBER BEACON LIGHT	05131	663	663	663

Note: "STD" = standard equipment on that model
 "-" = option not applicable on that model

Guardian GSA Pricing

Page A-4

Description	Part No.	Guardian / Alert		
		15'	17'	19'
8" STROBE LIGHT W/ BLUE LENS (1)	61730	383	383	383
8" STROBE LIGHT W/ RED LENS (1)	61731	383	383	383
8" STROBE LIGHT W/ AMBER LENS (1)	61732	383	383	383
LED LIGHT SERIES 400 BLUE (QTY 1)	61733	414	414	414
LED LIGHT SERIES 400 RED (QTY 1)	61734	344	344	344
LED LIGHT SERIES 600 BLUE (QTY 1)	61735	266	266	266
LED LIGHT SERIES 600 RED (QTY 1)	61736	266	266	266
STREAMLINED SIREN W/ AMPLIFIER	61715	1,537	1,537	1,537
FLUSH MOUNT SIREN W/ AMP	61701	1,493	1,493	1,493
FLUSH MOUNT STROBE W/ BUILT-IN SIREN & AMP	61702	2,352	2,352	2,352
BOW PLATE FOR LIGHT BAR	61780	854	854	854
WHELEN 28" STROBE MINI-EDGE 9M SERIES LIGHT BAR	61740	1,271	1,271	1,271
WHELEN 28" STROBE MINI-EDGE 9M SERIES LIGHT BAR W/SIREN, PA & AMPLIFIER	61741	2,417	2,417	2,417
WHELEN 28" LED MINI EDGE ULTRA FREEDOM W/SIREN, PA, AMP	61744	4,187	4,187	4,187
Mast & Arch Options				
NATIONAL ENSIGN AND REMOVABLE MAST	07625	342	342	342
DIVE FLAGS AND REMOVABLE MAST	07624	437	437	437
STROBE & FLOODLIGHT MAST (fwd of console)	62205	1,438	1,438	1,438
STROBE & FLOODLIGHT MAST (aft of seat)(requires aluminum leaning post)	62201	1,030	1,030	1,030
STROBE & FLOODLIGHT MAST, LP W/BACKREST	62203	1,247	1,247	1,247
Weather Protection Options				
SUNTOP WITH BOOT	62470	1,649	1,649	1,649
G17 HVY DUTY T-TOP W/RADIO BOX WITH LOCKABLE DOOR	60601	-	-	5,586
J20 HEAVY DUTY T-TOP W/RADIO BOX WITH LOCKABLE DOOR	60616	-	-	6,632
CANVAS WEATHER CURTAIN SYSTEM FOR HEAVY DUTY T-TOP (4 pieces)	62451	-	-	3,503
CANVAS COVER FOR PEDESTAL SEAT	62435	112	112	112
CANVAS COVER FOR FIBERGLASS CONSOLE WITHOUT T-TOP	62401	560	560	560
CANVAS MOORING COVER	62471	1,574	1,574	2,098
CANVAS MOORING COVER FOR CRAFT W/T-TOP, CRASH RAIL & ENGINES	62469	-	-	2,887
Towing Equipment Options				
ENGINE CRASH RAIL WITH TOW BOLLARDS AND REMOVABLE HOOP	62032	-	1,654	1,654
TOW POST	62001	1,713	1,713	1,713
Diving and Rescue Equipment Options				
DAY SHAPES FOR RIAM (SPHERE-DIAMOND-SHPERE)	07114	267	267	267
RESCUE RAILS (Port & Starboard)	61535	1,184	1,184	1,184
WELDED ALUMINUM DIVERS TANK RACK FOR 3 BOTTLES	61841	609	609	609
REMOVABLE TRACK STYLE DIVERS TANK RACK FOR 6 BOTTLES	61842	-	638	638

Note: "STD" = standard equipment on that model
 "*" = option not applicable on that model

Description	Part No.	Guardian / Alert		
		15'	17'	19'
FLOOR MATTING - OPEN PATTERN	61574	698	698	698
RAW WATER WASH DOWN SYSTEM	61576	-	-	699
Electrical Accessories Options				
UPGRADE FLOAT SWITCH TO ULTRA SAFETY JR (EA)	07627	113	113	113
24V TO 12V DC CONVERTER	02789	1,109	1,109	1,109
60 WATT SOLAR CHARGING SYSTEM	02618	1,515	1,515	1,515
Portable Battery Charger	07445	210	210	210
LOCKABLE LAPTOP COMPUTER BOX INSTALLED IN CONSOLE	08341	3,423	3,423	3,423
ICOM IC-M72 Handheld VHF w/lt headset HS95	07449	436	436	436
STAINLESS STEEL (CR6S) CABLE SUPPORTS (EXCEPT IN ELECTRICAL ENCLOSURES AND CABIN/CONSOLE)	02786	913	913	913
BATTERY SYSTEM FOR SINGLE ENGINE AND ONE STARTING BATTERY (DOES NOT INCLUDE BATTERIES)	60901	492	492	492
VERADO ENGINE STARTING BATTERY (AGM-1110) REQUIRED FOR ALL VERADOS	02352	-	-	327
BATTERY SYSTEM FOR SINGLE ENGINE, ONE STARTING BATTERY AND ONE AUX BATTERY (DOES NOT INCLUDE BATTERIES)	60902	877	877	877
MAINTENANCE FREE, WET CELL STARTING BATTERY, GROUP 24, 1000 MCA	60825	123	123	123
MAINTENANCE FREE, WET CELL DEEP CYCLE BATTERY, GROUP 27, 115 AMP HR	60826	153	153	153
OPTIMA 34M-1000 MCA (AGM) - ENGINE STARTING BATTERY	60827	247	247	247
OPTIMA D34M-870 MCA DEEP CYCLE (AGM) - AUXILIARY BATTERY	60828	275	275	275
BATTERY CHARGER FOR 1 TO 3 BANKS (REQUIRES APPROPRIATE SHORE POWER OPTION)	60850	953	953	953
SHORE POWER 110VAC/60HZ	60951	-	481	481
SHORE POWER 220VAC/60HZ	60952	-	832	832
SHORE POWER 220VAC/50HZ	60954	-	511	511
EXTENDED SWITCH PANEL UPGRADE - BILGE/NAV/8 AUX	60737	-	349	349
ELECTRICAL DISTRIBUTION PANEL WITH CIRCUIT BREAKERS FOR ELECTRONICS (8 BRANCH CIRCUITS)	60736	434	434	434
12 VOLT OUTLET	60740	68	68	68
Fire Fighting Equipment Options				
20HP DARLEY FIRE PUMP - FWD MOUNT PUMP & FWD INTAKE	61903	-	-	21,194
3" FIRE PUMP THRU-HULL INTAKE W/CAP	61940	-	-	1,171
Commissioning Gear Options				
Binocular: Binocular with case; 7 x 50 with illuminated compass and range finding reticule; color:black	07458	243	243	243
MARINE DISTRESS SIGNAL KIT (12-GAUGE LAUNCHER, 4 RED AERIAL SIGNALS, 4 HANDHELD RED SIGNAL FLARES, 2 HANDHELD ORANGE SMOKE SIGNAL, AND STORAGE CASE)	07626	98	98	98
Signal Flares: Marine-type; Color: Red and White; Qty: 10 Red, 10 White	07460	822	822	822

Note: "STD" = standard equipment on that model
 "-" = option not applicable on that model

Description	Part No.	Guardian / Alert		
		15'	17'	19'
Float Away Containers: Qty: 2	07461	116	116	116
First Aid Kit: First Aid Kit (large) with dedicated storage.	07457	140	140	140
Tool Kit: Tool kit with dedicated storage	07458	815	815	815
UNIQUE ITEM IDENTIFICATION LABELS	02614	752	752	752
EPIRB, ACR 2674 OR EQUAL (EOD)	07621	714	714	714
SAFETY AND COMMISSIONING PACKAGE FOR FOUR PEOPLE	62651	1,082	1,082	1,082
1200 AMP BOOSTER PACK	62698	259	259	259
TOW LINE, 5/8" X 250'	62655	428	428	428
PADDLE, 5', T-HANDLE, WITH DEDICATED STORAGE (EA)	02783	97	97	97
LIFE VEST, TYPE II, BLACK, ADULT SIZE, AUTO INFLATABLE (EA)	02781	269	269	269
LIFE VEST, TYPE II, BLACK, ADULT SIZE (EA)	02782	105	105	105
FENDER, BLACK	02779	83	83	83
CERTIFICATION BY LICENSED PROFESSIONAL ENGINEER	02787	734	734	734
MERCURY DIAGNOSTIC EQUIPMENT FOR ENGINES (PANASONIC TOUGHBOOK, SOFTWARE, AND CABLES)(REQUIRES DEALER SET-UP)	02785	6,263	6,263	6,263
ENGRAVED INSTRUCTION AND WARNING LABEL PACKAGE	60725	1,732	1,732	1,732
Aluminum Trailer Options				
LED TRAILER LIGHTS	02592	209	209	209
TRAILER BACK-UP PLATE	07661	154	154	154
ALL STAINLESS STEEL BRAKES UPGRADE	02594	1,099	1,099	1,099
HEAVY DUTY ALUMINUM TRAILER	62700	3,517	4,008	6,516
LE SERIES ALUMINUM TRAILER W/SPARE TIRE AND CARRIER	62791	2,806	2,806	4,479
PINTLE HITCH W/O BRAKE ACTUATOR - ALUM. TRAILER	62731	396	396	396
DUAL PNEUMATIC CASTER WHEEL UPGRADE - ALUM. TRAILER	62703	-	463	463
TRAILER TIE DOWNS FOR BOAT TO TRAILER/TRAILER TO AIRCRAFT	62770	880	880	880
CUSTOMER SUPPLIED TRAILER SET-UP CHARGE	62775	489	489	489
TRAILER,NATO 24V LIGHTING WIRE UPGRADE	02836	1,030	1,030	1,030
TRLR HITCH W/ADJ PLT/LUNETTE EYE/BALL RCVR	02839	194	194	194
TRAILER MILITARY 7 PIN PLUG	02840	128	128	128
TRAILER, 1 AXLE SS BRAKES/CALIPERS/CYL/PINS PER AXLE	02841	933	933	933
Galvanized Trailer Options				
HEAVY DUTY GALVANIZED TRAILER	62750	3,656	4,516	6,466
PINTLE HITCH W/ BRAKE ACTUATOR - GALV. TRAILER	62780	-	-	342
DUAL PNEUMATIC CASTER WHEEL UPGRADE - GALV. TRAILER	62752	-	369	369
Shipping Options				
SHIPPING CRADLE	62780	554	554	678

Note: "STD" = standard equipment on that model
 "*" = option not applicable on that model

Guardian 2012 GSA Pricing

Description	Part No.	Guardian			
		19'	22'	25'	27'
Base Boat					
19' GUARDIAN BASE BOAT	190GD	24,743	-	-	-
22' GUARDIAN BASE BOAT	220GD	-	31,307	-	-
25' GUARDIAN BASE BOAT	250GD	-	-	38,475	-
27' GUARDIAN BASE BOAT	270GD	-	-	-	63,801
Heavy Duty Hull Equipment Options					
BOW TOWING PENDANT	07639	-	-	49	49
DAVIT FOUNDATON (EOD)	07640	-	-	892	892
STAINLESS STEEL TRANSOM CHAFE CAP, 25" TRANSOM	81544	108	108	-	-
STAINLESS STEEL TRANSOM CHAFE CAP, 30" TRANSOM	81545	-	214	214	STD
STAINLESS STEEL CUTWATER	81540	1,498	1,498	1,498	1,573
FULL LENGTH STAINLESS STEEL CUTWATER	81541	3,315	3,315	3,315	3,315
STAINLESS STEEL CHINE CUTWATERS (1PAIR)	81542	1,414	1,414	1,414	1,414
STAINLESS STEEL BOW EYE REINFORCEMENT	81543	835	850	850	850
STAINLESS STEEL TRANSOM CORNER CHAFE PLATES	81555	787	787	787	787
LIFTING EYES INTEGRATED INTO HULL STRUCTURE	81585	2,743	3,025	3,025	3,025
LIFTING SLING SET W/LOAD TEST AND CERTIFICATION DOCUMENTATION	81587	1,817	1,817	1,817	1,817
HD RUBBING STRAKES - (1 per side)	81520	1,374	1,374	1,374	1,414
HD RUBBING STRAKES - (2 per side)	81521	1,745	1,745	1,793	1,828
HD RUBBING STRAKES W/ DIVE DOOR - (1 per side)	81522	1,019	1,034	1,034	1,158
HD RUBBING STRAKES W/ DIVE DOOR - (2 per side)	81523	1,923	1,978	1,976	2,104
EXTRA HEAVY DUTY RUBBING STRAKES - (1 per side)	81525	1,113	1,113	1,170	1,397
EXTRA HEAVY DUTY RUBBING STRAKES - (2 per side)	81528	2,143	2,143	2,143	2,594
EXTRA HEAVY DUTY RUBBING STRAKES W/ DIVE DOOR - (1 per side)	81518	-	1,241	1,241	1,302
EXTRA HEAVY DUTY RUBBING STRAKES W/ DIVE DOOR - (2 per side)	81517	-	2,345	2,345	2,522
EXTRA HEAVY DUTY VERTICAL/ANGLE RUBSTRAKES	81524	2,908	2,948	2,948	3,332
LOW PATTERN BOW RAILS	81501	829	829	829	829

Note: *STD* = standard equipment on that model
 ** = option not applicable on that model

Description	Part No.	Guardian			
		19'	22'	25'	27'
LOW PATTERN RAILS W/DIVE DOOR	61508	923	923	923	923
HI-LOW BOW/SIDE RAILS	61502	937	937	937	937
HI-LOW BOW/SIDE RAILS W/DIVE DOOR	61510	935	935	935	935
HIGH PATTERN SIDE RAILS	61503	886	886	886	666
HIGH PATTERN BOW RAIL W/ CENTER BOARDING RAILS	61508	-	-	-	2,214
BOW RAIL	61504	942	-	-	-
LASHING RAILS (Rub Strake required)	61532	616	616	616	616
LASHING RAILS W/DIVE DOOR (Rub Strake required)	61533	610	610	610	610
RECESSED FLOOR TIE DOWN (1)	61570	110	110	110	110
HEAVY DUTY RECESSED FLOOR TIE DOWN (1)	61571	179	179	179	179
RADIAL ARM DAVIT	61572	1,153	1,153	1,182	1,379
RADIAL ARM DAVIT W/MANUAL WINCH, BLOCK, CABLE AND HOOK	61573	1,623	1,623	1,694	1,627
ELECTRIC CAPSTAN FOR DAVIT	61577	2,499	2,499	2,499	2,499
STERN SPLASHWELL BULKHEAD, ALUMINUM	61581	1,007	1,007	1,007	-
HULL SIDE FOAM FENDER SYSTEM	61530	4,948	5,881	5,881	6,244
HULL SIDE FOAM FENDERING SYSTEM W/ DIVE DOOR	61531	-	6,083	6,083	6,226
ADDITIONAL CLEATS (2)	61550	271	271	271	STD
Hull Coloring, Lettering and Paint Options					
CUSTOM COLOR - HULL EXTERIOR	60011	795	886	1,009	1,284
CUSTOM COLOR - HULL INTERIOR	60012	795	886	1,009	1,284
BOAT ID NUMBERS & BOAT ID PLATE	62510	250	250	250	250
HULL LETTERING (up to 15 characters per side)	62502	653	853	653	853
HULL SLASH - 1 COLOR	62503	680	680	660	680
HULL SLASH - 2 COLOR	62504	746	746	746	748
BOTTOM PAINT	62500	1,018	1,048	1,293	1,423
Fuel Systems Options					
316SS ABA HOSE CLAMPS ON FUEL HOSES	08071	68	68	66	68
Fuel Stripping pump: Manual fuel stripping pump with valve and hose barb and shutoff valve at tank, portable and located for maximum accessibility and operational convenience.	07451	397	397	397	397
122 GALLON BAFFLED ALUMINUM FUEL TANK UPGRADE - REPLACES 75	61230	-	745	-	-

Note: *STD* = standard equipment on that model
 . = option not applicable on that model

Guardian GSA Pricing

Page B-2

Description	Part No.	Guardian			
		19'	22'	25'	27'
170 GALLON ALUMINUM FUEL TANK - ADDITIONAL	81240	-	-	-	2,572
MANUAL FUEL TANK SOUNDER	02843	785	785	785	785
Console and Steering Options					
MANUAL HYDRAULIC STEERING CREDIT (VERADO L4 ONLY)	07637	-1,228	-1,228	-1,228	-1,228
ADD CONSOLE E-BOX	07680	451	451	451	451
DELETE STANDARD CONSOLE	80510	-1,955	-2,382	-2,382	-3,032
CONSOLE MOVED TO FORWARD POSITION	80590	211	211	211	211
G17 FIBERGLASS CONSOLE	80512	STD	2,765	2,765	2,765
J20 FIBERGLASS CONSOLE	02544	4,287	STD	STD	4,287
J21 FIBERGLASS CONSOLE	80518	-	-	4,981	STD
RIGID RAIDER FIBERGLASS CONSOLE	80521	2,378	2,378	2,378	2,378
A10 HEAVY DUTY WELDED ALUMINUM CONSOLE	80518	-	9,079	9,079	9,079
A11 HEAVY DUTY WELDED ALUMINUM CONSOLE W/ FWD. OPENING DOOR (Not available w/ aluminum windscreen T-Top)	80519	-	6,668	6,668	6,668
A12 HEAVY DUTY WELDED ALUMINUM CONSOLE W/ FWD. OPENING DOOR & ELECTRONICS SHELF	80520	-	13,015	13,015	13,015
ADDITIONAL WATERTIGHT HD ABS DOOR FOR ALUMINUM CONSOLE	80598	-	1,012	1,012	1,012
ADDITIONAL WATERTIGHT COMPOSITE DOOR FOR CONSOLE	80599	480	480	480	480
HYDRAULIC STEERING	81001	STD	STD	STD	STD
HYDRAULIC TILT STEERING	81002	393	393	393	555
TWIN CYLINDER STEERING UPGRADE	81010	788	788	788	STD
J21 CONSOLE FOLDING SHELF REMOVABLE	80555	-	353	353	353
Propulsion and Drive System Options					
ALUMINUM WHALER DRIVE SYSTEM (DUAL 30" SHAFTS)	07683	-	-	-	7,858
ALUMINUM OUTBOARD ENGINE BRACKET W/ SWIM PLATFORM	81315	-	-	-	6,025
BLANK NO ENGINE	80210	STD	STD	STD	STD
TRIM TABS - ELECTRIC W/ INDICATOR SWITCH PANEL	81801	STD	STD	STD	STD
Engine Equipment/Installation Options					
MERCURY MONITOR GAUGE	08337	1,466	1,466	1,466	1,466
4-STROKE ENGINE BREAK-IN AND INITIAL MAINTENANCE	07612	1,601	1,601	1,601	1,601

Note: *STD* = standard equipment on that model
 ** = option not applicable on that model

Guardian GSA Pricing

Page B-3

Description	Part No.	Guardian			
		19'	22'	25'	27'
VIRTUAL LIFELINE - WIRELESS LANYARD ENGINE SHUT OFF & ALARM SYSTEM	81473	924	924	924	924
VIRTUAL LIFELINE - SGL O/B ENG	81472	864	864	864	-
BRP DUAL ENGINE ICON PRERIG	08339	3,279	3,279	3,279	3,279
PROPELLER, STAINLESS V-8'S	02676	-	-	653	653
BRP SINGLE ENGINE ICON PRERIG	08338	2,551	2,551	2,551	2,551
MERCURY SINGLE ENGINE PRE-RIG W/O GAUGES	81420	983	983	983	-
MERCURY SINGLE ENGINE OPTIMAX PRE-RIG W/DTS & SMARTCRAFT	81442	2,970	2,970	2,970	-
MERCURY SINGLE ENGINE VERADO PRE-RIG W/DTS & SMARTCRAFT	81440	4,022	4,022	4,022	-
MERCURY DUAL ENGINE VERADO PRE-RIG W/DTS & SMARTCRAFT	81441	-	-	6,611	6,611
MERCURY DUAL ENGINE PRE-RIG W/O GAUGES	81421	1,865	1,865	1,865	1,865
YAMAHA DUAL ENGINE PRERIG ("DEC" ONLY)	02337	4,023	4,023	-	4,023
3 GALLON MERCURY OIL TANK	81430	442	442	442	442
BRP DIAGNOSTIC EQUIPMENT FOR ENGINES (PANASONIC TOUGHBOOK, SOFTWARE, AND CABLES)	02786	6,263	6,263	6,263	6,263
YAMAHA DIAGNOSTIC EQUIPMENT FOR ENGINES (PANASONIC TOUGHBOOK, SOFTWARE, AND CABLES)	02784	6,106	6,106	6,106	6,106
HONDA SINGLE ENGINE PRE-RIG W/O GAUGES	81416	1,227	1,227	1,227	-
HONDA DUAL ENGINE PRE-RIG W/O GAUGES	81417	2,176	2,176	2,176	2,176
YAMAHA SINGLE ENGINE PRE-RIG W/O GAUGES	81418	1,291	1,291	1,291	-
YAMAHA DUAL ENGINE PRE-RIG: Includes (1) TACH & (1) FUEL MANAGE GAUGE	81419	-	2,727	2,727	2,727
3 GALLON YAMAHA OIL TANK	81425	423	423	423	423
BOMBARDIER SINGLE ENGINE PRE-RIG W/O GAUGES	81422	1,125	1,125	1,125	-
BOMBARDIER DUAL ENGINE PRE-RIG W/O GAUGES	81423	2,431	2,431	2,431	2,431
BRP E-TEC DUAL ENGINE I-COMMAND DIGITAL GAUGES	81445	4,153	4,153	4,153	4,153
1.8 GALLON BOMBARDIER OIL TANK	81427	187	-	-	-
3 GALLON BOMBARDIER OIL TANK	81428	515	515	515	515
RACOR FUEL/WATER SEPARATOR UPGRADE (1)	81470	223	223	223	223
SINGLE ENGINE INSTALLATION & PERFORMANCE VERIFICATION	81401	590	590	590	-
DUAL ENGINE INSTALLATION & PERFORMANCE VERIFICATION	81402	1,175	1,175	1,175	1,175
PROPELLER, STAINLESS V-4's	81498	388	388	388	-

Note: *STD* = standard equipment on that model
 . = option not applicable on that model

Guardian GSA Pricing

Page B-4

Description	Part No.	Guardian			
		19'	22'	25'	27'
PROPELLER, STAINLESS V-6's	81499	491	491	491	491
BUILDERS TRIALS & SYSTEMS CHECK WITH CUSTOMER AT EC FACILITY	62601	1,720	1,952	2,281	2,281
Gauge and Light Options					
UNDERWATER LED LIGHTS	78040	1,774	1,774	1,774	1,774
YAMAHA COMMAND LINK PLUS DISPLAY UPGRADE	07477	777	777	777	777
Flush-mounted port and starboard scene lights (Dimmable LED) Color: Red (Night Vision) and White	07450	189	189	189	189
BRP E-TEC SINGLE ENGINE I-COMMAND DIGITAL GAUGES	81446	1,479	1,479	-	-
BRP E-TEC DUAL ENGINE I-COMMAND DIGITAL GAUGES	81449	2,007	2,007	2,007	2,007
YAMAHA DUAL ENG GAUGE PACKAGE ("DEC" ONLY)	02339	1,402	1,402	1,402	1,402
YAMAHA SINGLE ENGINE PRERIG ("DEC" ONLY)	02347	1,710	1,710	1,710	-
YAMAHA SINGLE ENG GAUGE PACKAGE ("DEC" ONLY)	02338	916	916	916	-
MERCURY SINGLE ENGINE ANALOG GAUGE PACKAGE	60701	298	298	298	-
MERCURY DUAL ENGINE ANALOG GAUGE PACKAGE	60702	591	591	591	591
MERCURY SINGLE ENGINE SMARTCRAFT GAUGE PACKAGE	60703	932	932	932	-
MERCURY DUAL ENGINE SMARTCRAFT GAUGE PACKAGE	60704	-	1,716	1,716	1,716
MERCURY SGL ENGINE VESSEL VIEW GAUGE PACKAGE - OPTI	60741	1,623	1,623	1,623	-
MERCURY DUAL ENGINE VESSEL VIEW GAUGE PACKAGE - OPTI	60744	-	-	2,319	2,319
VESSEL VIEW GAUGE UPGRADE - SGL ENG VERADO	81446	631	631	631	-
VESSEL VIEW GAUGE UPGRADE - DUAL ENG VERADO	81447	-	-	567	567
MERCURY OIL TANK LEVEL GAUGE (1)	60700	214	214	214	214
MERCURY SPEEDOMETER (1)	60713	162	162	162	162
MERCURY WATER PRESSURE GAUGE (1)	60711	130	130	130	130
PUSH TO START PANEL UPGRADE - DUAL ENGINE	60729	561	561	561	561
YAMAHA SINGLE ENGINE GAUGE PACKAGE: Includes (1) TACH & (1) SPEEDOMETER	60709	1,041	1,041	1,041	-
YAMAHA DUAL ENGINE GAUGE PACKAGE: Includes (1) TACH & (1) SPEEDOMETER	60710	1,102	1,102	1,102	1,102
YAMAHA WATER TEMPERATURE GAUGE (1)	60717	247	247	247	247
YAMAHA WATER PRESSURE GAUGE (1)	60716	212	212	212	212
YAMAHA HOURMETER (1)	60718	292	292	292	292

Note: *STD* = standard equipment on that model
 ** = option not applicable on that model

Guardian GSA Pricing

Page B-5

Description	Part No.	Guardian			
		19'	22'	25'	27'
YAMAHA FUEL MANAGEMENT GAUGE	60734	-	1,035	1,035	1,035
HONDA SINGLE ENGINE GAUGE PACKAGE	60707	392	392	392	-
HONDA DUAL ENGINE GAUGE PACKAGE	60708	858	858	858	858
HONDA WATER PRESSURE GAUGE (1)	60715	187	187	187	187
BOMBARDIER SINGLE ENGINE GAUGE PACKAGE	60705	339	339	339	-
BOMBARDIER DUAL ENGINE GAUGE PACKAGE	60706	481	481	481	481
BOMBARDIER SPEEDOMETER (1)	60722	166	166	166	166
BOMBARDIER WATER PRESSURE GAUGE (1)	60720	151	151	151	151
BOMBARDIER OIL LEVEL GAUGE	60739	139	139	139	139
BOW DOCKING LIGHTS	60760	896	896	896	896
SPOTLIGHT, HANDHELD W/ BASE AND 12-VOLT OUTLET	60755	292	292	292	292
FLOODLIGHT (1)	60763	188	188	188	188
COCKPIT LIGHT - RED (1)	60764	151	151	151	151
Navigation and Safety Options					
COMPASS, RITCHIE HELMSMAN (flush/gimbal mount)	60743	215	215	215	215
COMPASS, RITCHIE NAVIGATOR (flush mount)	60745	322	322	322	322
COMPASS, KVH AZIMUTH 1000 DIGITAL FLUXGATE	60750	553	553	553	553
SPOTLIGHT, ACR REMOTE CONTROL 200,000 CP	60767	1,934	1,934	1,934	1,934
SPOTLIGHT, ACR REMOTE CONTROL 80,000 CP	60758	1,365	1,365	1,365	1,365
5LB FIRE EXTINGUISHER UPGRADE	61598	126	126	126	126
MANUAL BILGE PUMP, DIAPHRAM PUMP W/OVERBOARD DISCHARGE	62656	-	-	647	647
Seating Options					
SHOXS-5100 (EA) FOLDING REAR SADDLE SEAT	08157	7,929	7,929	7,929	7,929
SINGLE LOW BACK BOSTROM PEDESTAL SEAT WITH ARMRESTS	61116	-	1,338	-	-
SHOXS DUAL2 STANDARD (EA) DATA LOGGER	08186	3,415	3,415	3,415	3,415
SHOXS DUAL2 PREMIUM (EA) DATA LOGGER W/ ELECTRO-HYDRAULIC RIDE HEIGHT ADJUSTMENT	08169	4,985	4,985	4,985	4,985
SHOXS-9000 (EA) DECK MOUNTED POD STYLE SEAT	08167	11,840	11,840	11,840	11,840
SHOXS-8300 (BANK OF 3) BULKHEAD MOUNT STOWABLE TROOP SEATS	08188	7,580	7,580	7,580	7,580
SHOXS-8100 (EA) BULKHEAD MOUNT STOWABLE TROOP SEAT	08184	2,520	2,520	2,520	2,520

Note: "STD" = standard equipment on that model
 "*" = option not applicable on that model

Guardian GSA Pricing

Page B-6

Description	Part No.	Guardian			
		19'	22'	25'	27'
SHOXS-8200 (BANK OF 2) BULKHEAD MOUNT STOWABLE TROOP SEATS	08165	5,040	5,040	5,040	5,040
SHOXS-8300 (EA) BULKHEAD MOUNT SEAT	08163	3,985	3,985	3,985	3,985
SHOXS-8155 (EA) 10 DEGREE BULKHEAD MOUNT SEAT 8" HEIGHT ADJUST	08162	6,230	6,230	6,230	6,230
SHOXS-8150 (EA) 10 DEGREE BULKHEAD MOUNT SEAT 16" HEIGHT ADJUST	08161	6,875	6,875	6,875	6,875
SHOXS-8100 (EA) VERTICAL BULKHEAD MOUNT SEAT	08160	4,900	4,900	4,900	4,900
SHOXS-5400 (EA) DECK MOUNT LOW PROFILE JOCKEY SEAT	08158	4,888	4,888	4,888	4,888
SHOXS-4800 (EA) DECK MOUNT HIGH PERFORMANCE SEAT W/FORE/AFT ADJUSTMENT	08156	18,459	18,459	18,459	18,459
SHOXS-4160 (EA) DECK MOUNT HIGH PERFORMANCE SEAT	08155	14,175	14,175	14,175	14,175
SHOXS-2000 (EA) SEATBOX MOUNT HELM/CREW SEAT	08154	6,081	6,081	6,081	6,081
SHOXS-1828 FOOTREST (EA) FOR BULKHEAD SEATS	08170	819	819	819	819
SHOXS SEAT INSTALLATION, FLOOR-MOUNT (PER SEAT)	08171	405	405	405	405
SHOXS SEAT INSTALLATION, BULKHEAD-MOUNT, INCLUDES BULKHEAD (PER SEAT)	08172	1,133	1,133	1,133	1,133
PT-7D SEAT: TUBULAR SEAT WITH FOLD-UP SEATS	08547	3,109	3,109	3,109	3,109
DOUBLE MODULAR SEAT WITH HINGED STORAGE	07299	2,160	2,160	2,160	2,160
DELETE STANDARD SEATING	81100	-1,447	-1,447	-1,447	-1,447
SINGLE MODULAR SEAT WITH HINGED STORAGE	08546	2,002	2,002	2,002	2,002
SHOXS-5500 (EA) DECK MOUNT LOW PROFILE JOCKEY SEAT ON VERTICAL STAB UNIT	08159	5,265	5,265	5,265	5,265
ULLMAN ATLANTIC SEAT	2521	-	-	-	15,134
ULLMAN BISCAYA SEAT W/FIBERGLASS BASE	2520	6,098	6,098	6,098	6,098
SHOXS-8500 (EA) DECK MOUNTED W/ 10" TRAVEL, 18" HEIGHT ADJUSTMENT	08538	12,800	12,800	12,800	12,800
DUAL PEDESTAL SEATS WITH ARMREST	81103	1,450	1,450	1,450	1,450
30" R8 ALUM LEANING POST W/ DOOR	81132	STD	-	-	-
30" R8 ALUM LEANING POST W/ DOOR, BACKREST & FOOTREST	81112	1,828	-	-	-
30" R8 ALUM LEANING POST W/ DOOR, & AFT STORAGE BOX	81135	2,284	-	-	-
30" R8 ALUM LEANING POST W/ DOOR, AFT STORAGE BOX & BACKREST	81134	2,707	-	-	-
38" R8 ALUM LEANING POST W/ DOOR	81115	-	STD	STD	STD
38" R8 ALUM LEANING POST W/ DOOR, BACKREST, FOOTREST	81117	-	1,868	1,868	1,868
38" R8 ALUM LEANING POST W/ AFT STORAGE BOX	81113	-	2,258	2,258	2,258
38" R8 ALUM LEANING POST W/DOOR, AFT STORAGE BOX & BACKREST	81114	-	2,538	2,538	2,538

Note: *STD* = standard equipment on that model
 ** = option not applicable on that model

Guardian GSA Pricing

Page B-7

Description	Part No.	Guardian			
		19'	22'	25'	27'
36" ALUM LEANING POST W/ STORAGE BOX & AMMO CAN EXT. LID	81133	-	2,834	2,834	2,834
36" ALUM LEANING POST W/ DOORS, GRABRAIL, GUNRACK/STRGE	81122	-	3,175	3,175	3,175
36" ALUM LEANING POST W/ DOORS, GRABRAIL, GUNRACK/STRGE, BLSTR	81123	-	3,952	3,952	3,952
TUBULAR ALUMINUM LEANING POST W/ GRABRAIL - 36"	81129	929	929	929	929
TUBULAR ALUMINUM LEANING POST W/GRABRAIL & AFT SEAT - 36"	81130	1,327	1,327	1,327	1,327
FOLDING ALUMINUM FOOT PLATFORM FOR LEANING POST	81155	811	811	811	811
FOLDING ALUMINUM BENCH SEAT FOR FRONT OF ALUMINUM CONSOLE	81151	-	731	731	731
FOLDING AFT QUARTER ALUMINUM JUMP SEATS (2)	81158	-	1,430	1,430	1,430
FIBERGLASS BENCH SEAT/LEANING POST (56" LONG)	81118	-	3,431	3,431	3,431
FIBERGLASS BENCH SEAT/LEANING POST (82" LONG)	81119	-	3,744	3,744	3,744
STERN SEAT	81150	1,849	1,849	1,849	1,881
Deck Cooler/Utility Box Options					
WATERTIGHT STORAGE COMPARTMENT UPGRADE	07841	220	220	220	220
TAPERED DECK UTILITY BOX W/CUSHION (Forward of console)(Not avall for all consoles)	82310	1,044	1,044	1,044	1,044
MEDIUM FRP DECK UTILITY BOX WITH CUSHION	82311	1,203	1,203	1,203	1,203
50" ALUM DECK UTILITY BOX WITH CUSHION	82314	-	1,381	1,381	1,381
72 QUART COOLER WITH CUSHION AND HOLDDOWN	82302	413	413	413	413
94 QUART COOLER WITH CUSHION AND HOLDDOWN	82303	-	495	495	495
182 QT. COOLER WITH CUSHION AND HOLDDOWN	82312	-	844	844	844
Law Enforcement Equipment Options					
6" LED AMBER BEACON LIGHT	05131	663	663	663	663
6" STROBE LIGHT W/ BLUE LENS (1)	81730	383	383	383	383
6" STROBE LIGHT W/ RED LENS (1)	81731	383	383	383	383
6" STROBE LIGHT W/ AMBER LENS (1)	81732	383	383	383	383
LED LIGHT SERIES 400 BLUE (QTY 1)	81733	414	414	414	414
LED LIGHT SERIES 400 RED (QTY 1)	81734	344	344	344	344
LED LIGHT SERIES 500 BLUE (QTY 1)	81735	266	266	266	266
LED LIGHT SERIES 500 RED (QTY 1)	81736	266	266	266	266
STREAMLINED SIREN W/ AMPLIFIER	81716	1,537	1,537	1,537	1,537

Note: *STD* = standard equipment on that model
 . = option not applicable on that model

Description	Part No.	Guardian			
		19'	22'	25'	27'
FLUSH MOUNT SIREN W/ AMP	61701	1,493	1,493	1,493	1,493
FLUSH MOUNT STROBE W/ BUILT-IN SIREN & AMP	61702	2,352	2,352	2,352	2,352
BOW PLATE FOR LIGHT BAR	61780	654	854	854	-
WHELEN 28" STROBE MINI-EDGE 9M SERIES LIGHT BAR	61740	1,271	1,271	1,271	1,271
WHELEN 28" STROBE MINI-EDGE 9M SERIES LIGHT BAR W/SIREN, PA & AMPLIFIER	61741	2,417	2,417	2,417	2,417
WHELEN 48" STROBE EDGE 9M SERIES LIGHT BAR W/SIREN, PA & AMPLIFIER	61743	3,222	3,222	3,222	3,222
WHELEN 28" LED MINI EDGE ULTRA FREEDOM W/SIREN, PA, AMP	61744	4,187	4,187	4,187	4,187
WHELEN 48" LED EDGE ULTRA FREEDOM W/SIREN, PA & AMP	61745	6,001	6,001	6,001	6,001
Mast & Arch Options					
NATIONAL ENSIGN AND REMOVABLE MAST	07625	342	342	342	342
MAST FOR FLIR AND ACR LIGHT	07706	-	-	743	743
DIVE FLAGS AND REMOVABLE MAST	07624	437	437	437	437
STROBE & FLOODLIGHT MAST (fwd of console)	62205	1,438	1,438	1,438	1,438
STROBE & FLOODLIGHT MAST (aft of seat)(requires aluminum leaning post)	62201	1,030	1,030	1,030	1,030
STROBE & FLOODLIGHT MAST (deck mount with aft bulkhead clamp)	62202	-	-	-	1,030
STROBE & FLOODLIGHT MAST, LP W/BACKREST	62203	1,247	1,247	1,247	1,247
RADAR MAST	62106	-	1,587	1,587	1,587
Weather Protection Options					
CANVAS COCKPIT SUNTENT WITH 3 ALUMINUM BOWS	07659	-	6,767	6,767	6,767
SUNTOP WITH BOOT	62470	1,649	1,649	1,649	1,649
G17 HVY DUTY T-TOP W/RADIO BOX WITH LOCKABLE DOOR	60601	5,688	5,688	5,688	-
J20 HEAVY DUTY T-TOP W/RADIO BOX WITH LOCKABLE DOOR	60816	6,632	6,632	6,632	6,632
J21 HEAVY DUTY T-TOP W/RADIO BOX WITH LOCKABLE DOOR	60815	-	6,537	6,537	6,537
HEAVY DUTY T-TOP A-10 ALUM CONSOLE	60819	-	6,723	6,723	6,723
CANVAS WEATHER CURTAIN SYSTEM FOR WINDSCREEN T-TOP (3 pieces)	62453	-	1,931	1,931	1,931
CANVAS WEATHER CURTAIN SYSTEM FOR HEAVY DUTY T-TOP (4 pieces)	62451	-	3,503	3,503	3,880
CANVAS COCKPIT SUNTENT WITH ALUMINUM BOWS	62459	-	5,045	5,045	5,045
CANVAS COVER FOR ALUMINUM R6 LEANING POST	62429	-	286	286	286

Note: "STD" = standard equipment on that model
"-" = option not applicable on that model

Description	Part No.	Guardian			
		19'	22'	25'	27'
CANVAS COVER FOR HEAVY DUTY ALUMINUM LEANING POST WITH BACKREST	62432	-	417	417	417
CANVAS COVER FOR HEAVY DUTY ALUMINUM LEANING POST WITH STORAGE BOX	62433	477	477	477	477
CANVAS COVER FOR HEAVY DUTY ALUMINUM LEANING POST WITH STORAGE BOX & BACKREST	62434	588	588	588	588
CANVAS COVER FOR ALUMINUM LEANING POST WITH GUNRACK AND STORAGE SHELVES	62431	-	417	417	417
CANVAS COVER FOR PEDESTAL SEAT	62435	112	112	112	112
CANVAS COVER FOR FIBERGLASS CONSOLE WITHOUT T-TOP	62401	560	560	560	560
CANVAS COVER FOR FIBERGLASS CONSOLE WITH T-TOP	62403	617	617	617	617
CANVAS COVER FOR ALUMINUM CONSOLE	62404	-	459	459	459
COVER FOR STERN SEAT	62455	267	267	267	267
CANVAS MOORING COVER	62471	2,098	2,098	3,456	3,456
CANVAS MOORING COVER FOR CRAFT W/T-TOP, CRASH RAIL & ENGINES	62469	2,887	2,887	2,887	4,229
Towing Equipment Options					
ENGINE CRASH RAIL WITH TOW BOLLARDS AND REMOVABLE HOOP	62032	1,654	1,654	1,654	2,363
ENGINE CRASH RAIL - WHALER DRIVE	62031	-	-	-	1,975
PUSHER KNEE SYSTEM	62050	-	-	4,455	4,455
TOW POST	62001	1,713	2,036	2,036	2,395
TORSIONAL TOW BAR	62020	1,397	1,397	1,397	-
TORSIONAL TOW BAR W/ TOWER	62021	-	2,478	2,478	-
TOW RAIL TOWER	62022	-	-	-	3,322
TORSIONAL TOW BAR MOUNTED TAKE UP REEL	62041	942	942	942	942
Diving and Rescue Equipment Options					
DAY SHAPES FOR RIAM (SPHERE-DIAMOND-SHPERE)	07114	267	267	267	267
DIVE / RESCUE DOOR - 34"	61801	4,404	4,404	4,404	4,404
CHAFE PLATE AT DIVE / RESCUE DOOR OPENING - 34"	61802	525	525	525	525
DIVE / RESCUE DOOR - 45"	61810	-	-	4,239	4,239
CHAFE PLATE AT DIVE / RESCUE DOOR OPENING - 45"	61811	-	-	558	558
DIVE / RESCUE DOOR - 60"	61820	-	-	4,707	4,707
CHAFE PLATE AT DIVE / RESCUE DOOR OPENING - 60"	61821	-	-	584	584

Note: "STD" = standard equipment on that model
 "-" = option not applicable on that model

Guardian GSA Pricing

Page B-10

Description	Part No.	Guardian			
		19'	22'	25'	27'
DIVE DOOR SWIMMERS 13" ALUMINUM HANDRAILS FORWARD & AFT OF DOOR (2)	81637	457	457	457	457
RESCUE RAILS W/DIVE DOOR (Port & Starboard)	81538	856	858	858	898
RESCUE RAILS (Port & Starboard)	81535	1,184	1,184	1,184	1,184
DIVE LADDER FOR 34" DIVE / RESCUE DOOR	81830	1,877	1,877	1,877	1,877
DIVE LADDER FOR 45" OR 60" DIVE / RESCUE DOOR	81832	-	-	1,511	1,511
WELDED ALUMINUM DIVERS TANK RACK FOR 3 BOTTLES	81841	609	609	609	609
REMOVABLE TRACK STYLE DIVERS TANK RACK FOR 6 BOTTLES	81842	638	638	638	638
FLOOR MATTING - OPEN PATTERN	81574	698	633	1,234	1,234
FRESHWATER SHOWER	81575	608	608	608	608
RAW WATER WASH DOWN SYSTEM	81578	699	699	699	699
Electrical Accessories Options					
UPGRADE FLOAT SWITCH TO ULTRA SAFETY JR (EA)	07627	113	113	113	113
D27M DUAL PURPOSE OPTIMA BATTERY (MEETS VERADO STANDARDS)	07638	250	250	250	250
ICOM IC-M72 Handheld VHF with headset HS95	07449	436	436	436	436
IUGN AIRPAX BREAKERS: 40 BRANCH CIRCUITS	07632	-	-	5,888	5,668
Portable Battery Charger	07445	210	210	210	210
Bilge High Water Alarm with Visual Indication	07454	216	216	216	216
THERMO MOBILE RAD	07558	-	-	-	130,528
IUGN AIRPAX BREAKERS: 20 BRANCH CIRCUITS	07634	-	-	3,195	3,195
STAINLESS STEEL (CRES) CABLE SUPPORTS (EXCEPT IN ELECTRICAL ENCLOSURES AND CABIN/CONSOLE)	02786	913	913	913	913
LOCKABLE LAPTOP COMPUTER BOX INSTALLED IN CONSOLE	08341	3,423	3,423	3,423	3,423
4-BANK BATTERY CHARGER	04084	-	-	1,129	1,129
80 WATT SOLAR CHARGING SYSTEM	02816	1,515	1,515	1,515	1,515
24V TO 12V DC CONVERTER	02789	1,109	1,109	1,109	1,109
3-BANK BATTERY CHARGER WITH EXTENSION CORD RECEPTICAL	05132	784	784	784	784
BATTERY SYSTEM FOR SINGLE ENGINE AND ONE STARTING BATTERY (DOES NOT INCLUDE BATTERIES)	60901	492	492	492	-
VERADO ENGINE STARTING BATTERY (AGM-1110) REQUIRED FOR ALL VERADOS	02352	327	327	327	327

Note: "STD" = standard equipment on that model
 "*" = option not applicable on that model

Guardian GSA Pricing

Page B-11

Description	Part No.	Guardian			
		19'	22'	25'	27'
BATTERY SYSTEM FOR SINGLE ENGINE, ONE STARTING BATTERY AND ONE AUX BATTERY (DOES NOT INCLUDE BATTERIES)	60902	877	877	877	-
BATTERY SYSTEM FOR DUAL ENGINES AND TWO STARTING BATTERIES (DOES NOT INCLUDE BATTERIES)	60903	1,267	1,267	1,267	1,267
BATTERY SYSTEM FOR DUAL ENGINES, TWO STARTING BATTERIES AND ONE AUX BATTERY (DOES NOT INCLUDE BATTERIES)	60904	1,827	1,827	1,827	1,827
BATTERY SYSTEM FOR DUAL ENGINES, TWO STARTING BATTERIES AND TWO AUX BATTERIES (DOES NOT INCLUDE BATTERIES)	60905	-	1,979	1,979	1,979
MAINTENANCE FREE, WET CELL STARTING BATTERY, GROUP 24, 1000 MCA	60925	123	123	123	123
MAINTENANCE FREE, WET CELL DEEP CYCLE BATTERY, GROUP 27, 115 AMP HR	60926	153	153	153	153
OPTIMA 34M-1000 MCA (AGM) - ENGINE STARTING BATTERY	60927	247	247	247	247
OPTIMA D34M-870 MCA DEEP CYCLE (AGM) - AUXILIARY BATTERY	60928	275	275	275	275
BATTERY CHARGER FOR 1 TO 3 BANKS (REQUIRES APPROPRIATE SHORE POWER OPTION)	60950	953	953	953	953
SHORE POWER 110VAC/60HZ	60951	481	481	481	481
SHORE POWER 220VAC/60HZ	60952	832	832	832	832
SHORE POWER 220VAC/50HZ	60954	511	511	511	511
EXTENDED SWITCH PANEL UPGRADE - BILGE/NAV/8 AUX	60737	349	349	349	349
ELECTRICAL DISTRIBUTION PANEL WITH CIRCUIT BREAKERS FOR ELECTRONICS (8 BRANCH CIRCUITS)	60738	434	434	434	434
DYNAPLATE BONDING SYSTEM TO INCLUDE 8" X 18" PLATE AND CONNECTION TO CRAFT BONDING SYSTEM	60980	-	2,050	2,050	2,050
UPGRADED SWITCH PANEL TO INCLUDE AIRPAX CIRCUIT BREAKERS	60724	-	-	1,905	1,905
12 VOLT OUTLET	60740	68	68	68	68
Fire Fighting Equipment Options					
130HP FIRE PUMP SYSTEM - FORWARD ABOVE DECK INSTALLATION	06259	-	-	-	57,722
UPGRADE TO J1942 HOSE THROUGHOUT	07629	156	156	156	156
130HP FIRE PUMP SYSTEM - AFT	07586	-	-	-	58,782
20HP DARLEY FIRE PUMP - FWD MOUNT PUMP & FWD INTAKE	61903	21,194	21,194	21,194	21,194
20HP DARLEY FIRE PUMP SYSTEM - AFT MOUNT PUMP & AFT INTAKE	61902	22,164	22,164	22,164	22,164
62 HP FIRE PUMP SYSTEM - AFT INTAKE AFT MOUNT	61924	-	33,796	33,796	33,796
200 HP DARLEY FIRE PUMP SYSTEM W/ MERCURY OPTIMAX POWER (REQUIRES APPROPRIATE SHORE POWER OPTION)	61922	-	-	-	67,043

Note: "STD" = standard equipment on that model
 "*" = option not applicable on that model

Description	Part No.	Guardian			
		19'	22'	25'	27'
RF REMOTE MONITOR AND NOZZLE (NON-FOAMING)	61825	-	8,517	8,517	8,517
RF REMOTE NOZZLE (NON-FOAMING)	02823	-	2,875	2,875	2,875
3" FIRE PUMP THRU-HULL INTAKE W/CAP	61940	1,171	1,171	1,171	1,171
4" FIRE PUMP THRU-HULL INTAKE W/CAP	61941	-	1,051	1,051	1,051
Special Purpose Equipment Options					
316SS HARDWARE THROUGHOUT	07645	-	-	430	430
BOW MOUNTED MK16 MOD2 TRIPOD W/ HULL REINFORCEMENT	62125	4,841	4,841	4,841	4,841
BOW MOUNTED GUN PLATE W/ HULL REINFORCEMENT FOR MK16 TRIPOD(Does Not Include tripod)	62120	1,903	1,903	1,903	1,903
NATO .50 CAL AMMO CAN MK16 TRIPOD STORAGE SHELVES FOR 5 CANS	62126	223	223	223	223
QUARTER MOUNTED MODIFIED MK16 MOD2 TRIPODS WITH HULL REINFORCEMENT (2 BIPODS)(requires aluminum gunwhales)	62121	-	-	7,083	7,083
REMOVABLE QUARTER MOUNTED 7.62 mm PIPE PEDESTAL QUARTER MOUNT ASSEMBLIES (2 PEDESTALS)	62123	-	3,336	3,336	3,336
ALUMINUM GUNWHALES W/7.62MM PIPE PEDESTAL STAND WITH INTEGRAL RAIL (1 Pedestal Per Side)	62130	2,268	2,288	2,288	-
ALUMINUM GUNWHALES W/7.62MM PIPE PEDESTAL STANDS WITH INTEGRAL RAIL (2 Pedestals Per Side)	62133	-	2,815	2,815	-
DECK MOUNTED NATO 7.62MM AMMO CAN RACK FOR FIVE CANS (2 RACKS/10 CANS)	62134	609	609	609	609
NATO 7.62 AMMO CAN BENCH SEAT STORAGE SHELF FOR 2 CANS (2 SHELVES/4 CANS)	62132	-	620	620	620
WEAPON MOUNT POST INTEGRATED INTO TORSIONAL TOWBAR WITH PLATE AND HOLE PATTERN SIZED FOR CUSTOMER INSTALLATION OF BRONZE STAND	62135	-	1,429	1,429	-
AMMO CAN STORAGE, NATO MK16 40mm GRENADE (2 CANS)	62136	-	-	779	779
BOW MOUNTED CARGO NETTING FOR EXTRACTION	62160	-	663	663	663
Commissioning Gear Options					
MARINE DISTRESS SIGNAL KIT (12-GAUGE LAUNCHER, 4 RED AERIAL SIGNALS, 4 HANDHELD RED SIGNAL FLARES, 2 HANDHELD ORANGE SMOKE SIGNAL, AND STORAGE CASE)	07628	98	98	98	98
First Aid Kit: First Aid Kit (large) with dedicated storage.	07457	140	140	140	140
Tool Kit: Tool kit with dedicated storage	07456	815	815	815	815
Signal Flares: Marine-type; Color: Red and White; Qty: 10 Red, 10 White	07460	822	822	822	822

Note: "STD" = standard equipment on that model
 "*" = option not applicable on that model

Guardian GSA Pricing

Page B-13

Description	Part No.	Guardian			
		19'	22'	26'	27'
MEDIUM LABEL PLATE PACKAGE. INCLUDES 40 SMALL PLATES (1"X2.5"), 8 MEDIUM PLATES (4"X6"), AND ONE LARGE LABEL PLATE (6"X30")	07767	-	6,079	6,079	6,079
UNIQUE ITEM IDENTIFICATION LABELS	02614	752	752	752	752
Float Away Containers: Qty: 2	07461	116	116	116	116
BASIC LABEL PLATE PACKAGE. INCLUDES 20 SMALL PLATES (1"X2.5") AND 4 MEDIUM PLATES (4"X6")	07788	-	2,769	2,789	2,769
EPIRB, ACR 2874 OR EQUAL (EOD)	07621	714	714	714	714
Binocular: Binocular with case; 7 x 50 with illuminated compass and range finding reticule; color:black	07458	243	243	243	243
Blank Label Plates: Additional set of blank label plates provided to be engraved in country.	07455	458	458	458	458
SAFETY AND COMMISSIONING PACKAGE FOR FOUR PEOPLE	62651	1,082	1,082	1,082	1,242
1200 AMP BOOSTER PACK	62699	259	259	259	259
TOW LINE, 5/8" X 250'	62655	428	428	428	428
CERTIFICATION BY LICENSED PROFESSIONAL ENGINEER	02787	734	734	734	734
LIFE VEST, TYPE II, BLACK, ADULT SIZE, AUTO INFLATABLE (EA)	02781	289	289	289	289
LIFE VEST, TYPE II, BLACK, ADULT SIZE (EA)	02782	105	105	105	105
PADDLE, 5', T-HANDLE, WITH DEDICATED STORAGE (EA)	02783	97	97	97	97
FENDER, BLACK	02779	83	83	83	83
MERCURY DIAGNOSTIC EQUIPMENT FOR ENGINES (PANASONIC TOUGHBOOK, SOFTWARE, AND CABLES)(REQUIRES DEALER SET-UP)	02785	6,283	6,283	6,283	6,283
ENGRAVED INSTRUCTION AND WARNING LABEL PACKAGE	60725	1,732	1,732	1,732	1,732
Aluminum Trailer Options					
LED TRAILER LIGHTS	02592	209	209	209	209
TRAILER BACK-UP PLATE	07661	154	154	154	154
ALL STAINLESS STEEL BRAKES UPGRADE	02594	1,099	1,099	1,099	1,099
HEAVY DUTY ALUMINUM TRAILER	62700	6,516	7,272	9,729	11,591
LE SERIES ALUMINUM TRAILER W/SPARE TIRE AND CARRIER	62791	4,479	5,992	6,888	9,816
PINTLE HITCH W/BRAKE ACTUATOR - ALUM. TRAILER	62730	342	342	342	342
DUAL PNEUMATIC CASTER WHEEL UPGRADE - ALUM. TRAILER	62703	463	463	463	463
TRAILER TIE DOWNS FOR BOAT TO TRAILER/TRAILER TO AIRCRAFT	62770	880	880	880	880
CUSTOMER SUPPLIED TRAILER SET-UP CHARGE	62775	489	489	489	489

Note: "STD" = standard equipment on that model
 "**" = option not applicable on that model

Description	Part No.	Guardian			
		19'	22'	25'	27'
TRAILER,NATO 24V LIGHTING WIRE UPGRADE	02836	1,030	1,030	1,030	1,030
TRLR HITCH W/ADJ PLT/LUNETTE EYE/BALL RCVR	02839	194	194	194	194
TRAILER MILITARY 7 PIN PLUG	02840	128	128	128	128
TRAILER,1 AXLE SS BRAKES/CALIPERS/CYL/PINS PER AXLE	02841	933	933	933	933
TRAILER, C-130 AIRCRAFT OPTION UPGRADE	02842	5,257	5,257	5,257	-
Galvanized Trailer Options					
HEAVY DUTY GALVANIZED TRAILER	62750	6,468	9,039	9,303	11,936
PINTLE HITCH W/ BRAKE ACTUATOR - GALV. TRAILER	62780	342	342	342	342
DUAL PNEUMATIC CASTER WHEEL UPGRADE - GALV. TRAILER	62752	369	369	369	369
Shipping Options					
SHIPPING CRADLE	62780	678	678	835	835

Note: *STD* = standard equipment on that model
 . = option not applicable on that model

Justice 2012 GSA Pricing

Description	Part No.	Justice					
		20'	21'	24'	27'	32'	37'
Base Boat							
20' JUSTICE BASE BOAT	200JC	29,938	-	-	-	-	-
21' JUSTICE BASE BOAT	210JC	-	33,419	-	-	-	-
24' JUSTICE BASE BOAT	240JC	-	-	39,605	-	-	-
27' JUSTICE BASE BOAT	270JC	-	-	-	55,909	-	-
32' JUSTICE BASE BOAT	320JC	-	-	-	-	109,829	-
37' JUSTICE BASE BOAT	370JC	-	-	-	-	-	272,000
Heavy Duty Hull Equipment Options							
BOW TOWING PENDANT	07639	-	-	-	49	49	49
DAVIT FOUNDATION (EOD)	07640	-	-	-	692	692	692
STAINLESS STEEL CUTWATER	61540	1,498	1,498	1,498	1,573	1,626	1,754
STAINLESS STEEL BOW EYE REINFORCEMENT	61543	835	835	850	850	1,212	1,212
STAINLESS STEEL TRANSOM CORNER CHAFE PLATES	61555	-	787	787	-	-	-
LIFTING EYES INTEGRATED INTO HULL STRUCTURE	61565	2,743	3,025	3,025	-	-	-
LIFTING SLING SET W/LOAD TEST AND CERTIFICATION DOCUMENTATION	61567	1,617	1,617	1,617	-	-	-
HD RUBBING STRAKES - (1 per side)	61520	1,374	1,374	1,374	1,628	1,801	1,971
HD RUBBING STRAKES - (2 per side)	61521	1,745	1,745	1,793	2,088	2,166	2,186
HD RUBBING STRAKES W/ DIVE DOOR - (1 per side)	61522	1,019	1,019	1,034	1,156	1,156	1,156
HD RUBBING STRAKES W/ DIVE DOOR - (2 per side)	61523	1,923	1,923	1,978	2,104	2,104	2,104
EXTRA HEAVY DUTY RUBBING STRAKES - (1 per side)	61525	1,113	1,113	1,170	1,397	1,659	-
EXTRA HEAVY DUTY RUBBING STRAKES - (2 per side)	61526	-	2,143	2,143	2,584	3,077	3,077
EXTRA HEAVY DUTY RUBBING STRAKES W/ DIVE DOOR - (1 per side)	61518	1,241	1,241	1,241	1,302	1,302	1,302
EXTRA HEAVY DUTY RUBBING STRAKES W/ DIVE DOOR - (2 per side)	61517	2,345	2,345	2,345	2,522	2,522	2,522
EXTRA HEAVY DUTY VERTICAL/ANGLE RUBSTRAKES	61524	2,908	2,908	2,946	3,332	3,590	3,645
LOW PATTERN BOW RAILS	61501	929	929	929	929	-	-
LOW PATTERN RAILS W/DIVE DOOR	61506	923	923	923	-	-	-
HI-LOW BOW/SIDE RAILS	61502	937	937	937	937	937	-

Note: "STD" = standard equipment on that model
 "*" = option not applicable on that model

Justice GSA Pricing

Page C-1

Description	Part No.	Justice					
		20'	21'	24'	27'	32'	37'
HI-LOW BOW/SIDE RAILS W/DIVE DOOR	61510	935	935	935	-	-	-
HIGH PATTERN SIDE RAILS	61503	888	888	888	888	-	-
HIGH PATTERN BOW RAIL W/ CENTER BOARDING RAILS	61506	1,898	1,898	1,898	2,214	2,536	3,300
BOW RAIL	61504	842	842	842	-	-	-
LASHING RAILS (Rub Strake required)	61532	818	818	818	818	STD	-
LASHING RAILS W/DIVE DOOR (Rub Strake required)	61533	810	810	810	-	-	-
RECESSED FLOOR TIE DOWN (1)	61570	110	110	110	110	110	110
HEAVY DUTY RECESSED FLOOR TIE DOWN (1)	61571	179	179	179	179	179	179
RADIAL ARM DAVIT	61572	1,153	1,153	1,182	-	-	1,379
RADIAL ARM DAVIT W/MANUAL WINCH, BLOCK, CABLE AND HOOK	61573	1,623	1,623	1,894	1,827	1,827	1,827
ELECTRIC CAPSTAN FOR DAVIT	61577	2,499	2,499	2,499	2,499	2,499	2,499
HULL SIDE FOAM FENDER SYSTEM	61530	4,948	4,948	5,661	6,244	7,967	-
HULL SIDE FOAM FENDERING SYSTEM W/ DIVE DOOR	61531	8,083	8,083	8,083	-	-	-
ADDITIONAL CLEATS (2)	61550	-	-	-	271	271	271
Hull Coloring, Lettering and Paint Options							
CUSTOM COLOR - HULL EXTERIOR	60011	886	886	1,009	1,834	1,834	3,399
CUSTOM COLOR - HULL INTERIOR	60012	886	886	1,009	1,834	1,834	3,399
BOAT ID NUMBERS & BOAT ID PLATE	62510	250	250	250	250	250	250
HULL LETTERING (up to 16 characters per side)	62502	853	853	853	853	853	853
HULL SLASH - 1 COLOR	62503	660	660	660	660	660	660
HULL SLASH - 2 COLOR	62504	748	748	748	748	748	748
BOTTOM PAINT	62500	1,016	1,048	1,048	1,423	1,779	3,156
Fuel Systems Options							
316SS ABA HOSE CLAMPS ON FUEL HOSES	08071	68	68	68	68	68	68
Fuel Stripping pump: Manual fuel stripping pump with valve and hose barb end shutoff valve at tank, portable and located for maximum accessibility and operational convenience.	07451	397	397	397	397	397	397
MANUAL FUEL TANK SOUNDER	02843	765	765	765	765	765	765
Console and Steering Options							
ADD CONSOLE E-BOX	07860	451	451	451	451	451	451

Note: "STD" = standard equipment on that model
"-" = option not applicable on that model

Justice GSA Pricing

Page C-2

Description	Part No.	Justice					
		20'	21'	24'	27'	32'	37'
MANUAL HYDRAULIC STEERING CREDIT (VERADO L4 ONLY)	07637	-1,228	-1,228	-1,228	-	-	-
DELETE STANDARD CONSOLE	60510	-	-3,074	-3,074	-	-	-
J20 FIBERGLASS CONSOLE	02544	STD	4,287	4,287	-	-	-
J21 FIBERGLASS CONSOLE	60516	-	STD	STD	-	-	-
A10 HEAVY DUTY WELDED ALUMINUM CONSOLE	60516	-	-	9,079	-	-	-
A11 HEAVY DUTY WELDED ALUMINUM CONSOLE W/ FWD. OPENING DOOR (Not available with aluminum windscreen T-Top)	60519	-	-	8,668	-	-	-
ADDITIONAL WATERTIGHT HD ABS DOOR FOR ALUMINUM CONSOLE	60586	-	-	1,012	-	-	-
HYDRAULIC TILT STEERING	61002	393	393	393	655	927	STD
TWIN CYLINDER STEERING UPGRADE	61010	-	-	786	STD	STD	STD
J21 CONSOLE FOLDING SHELF REMOVABLE	60555	353	353	353	-	-	-
Propulsion and Drive System Options							
ALUMINUM WHALER DRIVE SYSTEM (DUAL 30" SHAFTS)	07663	-	-	-	7,858	-	-
BLANK NO ENGINE	60210	STD	STD	STD	STD	-	-
TRIM TABS - ELECTRIC W/ INDICATOR SWITCH PANEL	61601	STD	STD	STD	STD	STD	-
Engine Equipment/Installation Options							
VIRTUAL LIFELINE - SGL O/B ENG	61472	864	864	-	-	-	-
BRP TRIPLE ENGINE PRE-RIG	07665	-	-	-	-	-	6,723
BRP TRIPLE ENGINE ICON PRERIG	08340	-	-	-	-	-	3,953
BRP SINGLE ENGINE ICON PRERIG	08338	2,551	2,551	2,551	2,551	2,551	2,551
BRP DUAL ENGINE ICON PRERIG	08339	3,279	3,279	3,279	3,279	3,279	3,279
PROPELLER, STAINLESS V-8'S	02678	-	653	653	653	653	653
4-STROKE ENGINE BREAK-IN AND INITIAL MAINTENANCE	07612	1,601	1,601	1,601	1,601	1,601	1,601
VIRTUAL LIFELINE - WIRELESS LANYARD ENGINE SHUT OFF & ALARM SYSTEM	61473	-	-	924	924	924	-
YAMAHA TRIPLE ENGINE PRERIG & COMMAND LINK PLUS DISPLAY	07129	-	-	-	-	-	7,474
MERCURY MONITOR GAUGE	08337	1,466	1,466	1,466	1,466	1,466	1,466
MERCURY TRIPLE ENGINE PRE-RIG	07387	-	-	-	-	-	10,623
MERCURY SINGLE ENGINE VERADO PRE-RIG W/DTS & SMARTCRAFT	61440	4,022	4,022	4,022	-	-	-

Note: *STD* = standard equipment on that model
 ** = option not applicable on that model

Justice GSA Pricing

Page C-3

Description	Part No.	Justice					
		20'	21'	24'	27'	32'	37'
MERCURY DUAL ENGINE VERADO PRE-RIG W/DTS & SMARTCRAFT	81441	-	-	8,811	8,811	7,298	-
MERCURY SINGLE ENGINE OPTIMAX PRE-RIG W/DTS & SMARTCRAFT	81442	2,970	2,970	2,970	-	-	-
MERCURY SINGLE ENGINE PRE-RIG W/O GAUGES	81420	983	983	983	-	-	-
MERCURY DUAL ENGINE PRE-RIG W/O GAUGES	81421	-	-	1,865	1,865	1,865	-
YAMAHA DUAL ENGINE PRERIG ("DEC" ONLY)	02337	-	-	4,023	4,023	4,023	-
3 GALLON MERCURY OIL TANK	81430	442	442	442	442	442	-
YAMAHA DIAGNOSTIC EQUIPMENT FOR ENGINES (PANASONIC TOUGHBOOK, SOFTWARE, AND CABLES)	02784	6,106	6,106	6,106	6,106	6,106	6,106
BRP DIAGNOSTIC EQUIPMENT FOR ENGINES (PANASONIC TOUGHBOOK, SOFTWARE, AND CABLES)	02788	6,283	6,283	6,283	6,283	6,283	6,283
HONDA SINGLE ENGINE PRE-RIG W/O GAUGES	81416	1,227	1,227	1,227	-	-	-
HONDA DUAL ENGINE PRE-RIG W/O GAUGES	81417	-	-	2,176	2,176	2,176	-
YAMAHA SINGLE ENGINE PRE-RIG W/O GAUGES	81418	1,291	1,291	1,291	-	-	-
YAMAHA DUAL ENGINE PRE-RIG: Includes (1) TACH & (1) FUEL MANAGE GAUGE	81419	-	-	2,727	2,727	2,727	-
3 GALLON YAMAHA OIL TANK	81425	423	423	423	423	423	-
BOMBARDIER SINGLE ENGINE PRE-RIG W/O GAUGES	81422	1,125	1,125	1,125	-	-	-
BOMBARDIER DUAL ENGINE PRE-RIG W/O GAUGES	81423	-	-	2,431	2,431	2,431	-
BRP E-TEC DUAL ENGINE I-COMMAND DIGITAL GAUGES	81445	-	-	4,153	4,153	4,153	-
3 GALLON BOMBARDIER OIL TANK	81428	515	515	515	515	515	-
RACOR FUEL/WATER SEPARATOR UPGRADE (1)	81470	223	223	223	223	223	223
SINGLE ENGINE INSTALLATION & PERFORMANCE VERIFICATION	81401	590	590	590	-	-	-
DUAL ENGINE INSTALLATION & PERFORMANCE VERIFICATION	81402	-	-	1,175	1,175	1,175	-
PROPELLER, STAINLESS V-4's	81496	386	386	386	-	-	-
PROPELLER, STAINLESS V-6's	81499	491	491	491	491	491	491
BUILDERS TRIALS & SYSTEMS CHECK WITH CUSTOMER AT EC FACILITY	62801	1,952	1,952	2,281	2,281	2,492	2,878
Gauge and Light Options							
UNDERWATER LED LIGHTS	76040	1,774	1,774	1,774	1,774	1,774	1,774
Flush-mounted port and starboard scene lights (Dimmable LED) Color: Red (Night Vision) and White	07450	189	189	189	189	189	189
YAMAHA COMMAND LINK PLUS DISPLAY UPGRADE	07477	777	777	777	777	777	777

Note: "STD" = standard equipment on that model
".." = option not applicable on that model

Justice GSA Pricing

Page C-4

Description	Part No.	Justice					
		20'	21'	24'	27'	32'	37'
BRP E-TEC SINGLE ENGINE I-COMMAND DIGITAL GAUGES	81448	1,479	1,479	-	-	-	-
BRP E-TEC DUAL ENGINE I-COMMAND DIGITAL GAUGES	61449	-	-	2,007	2,007	2,007	2,007
YAMAHA SINGLE ENG GAUGE PACKAGE ("DEC" ONLY)	02338	918	918	918	-	-	-
YAMAHA DUAL ENG GAUGE PACKAGE ("DEC" ONLY)	02339	-	-	1,402	1,402	1,402	1,402
YAMAHA SINGLE ENGINE PRERIG ("DEC" ONLY)	02347	1,710	1,710	1,710	-	-	-
MERCURY SINGLE ENGINE ANALOG GAUGE PACKAGE	60701	298	298	298	-	-	-
MERCURY DUAL ENGINE ANALOG GAUGE PACKAGE	80702	-	-	591	591	591	-
MERCURY SINGLE ENGINE SMARTCRAFT GAUGE PACKAGE	60703	932	932	932	-	-	-
MERCURY DUAL ENGINE SMARTCRAFT GAUGE PACKAGE	60704	-	-	1,718	1,718	1,718	-
MERCURY SGL ENGINE VESSEL VIEW GAUGE PACKAGE - OPTI	60741	1,623	1,623	-	-	-	-
MERCURY DUAL ENGINE VESSEL VIEW GAUGE PACKAGE - OPTI	60744	-	-	2,319	2,319	2,319	-
VESSEL VIEW GAUGE UPGRADE - SGL ENG VERADO	61446	631	631	-	-	-	-
VESSEL VIEW GAUGE UPGRADE - DUAL ENG VERADO	81447	-	-	567	567	567	-
MERCURY OIL TANK LEVEL GAUGE (1)	60700	214	214	214	214	214	-
MERCURY SPEEDOMETER (1)	60713	162	162	162	162	162	-
MERCURY WATER PRESSURE GAUGE (1)	60711	130	130	130	130	130	130
PUSH TO START PANEL UPGRADE - DUAL ENGINE	60729	-	-	561	STD	STD	-
YAMAHA SINGLE ENGINE GAUGE PACKAGE: Includes (1) TACH & (1) SPEEDOMETER	60709	1,041	1,041	1,041	-	-	-
YAMAHA DUAL ENGINE GAUGE PACKAGE: Includes (1) TACH & (1) SPEEDOMETER	60710	-	-	1,102	1,102	1,102	-
YAMAHA WATER TEMPERATURE GAUGE (1)	60717	247	247	247	247	247	247
YAMAHA WATER PRESSURE GAUGE (1)	60716	212	212	212	212	212	212
YAMAHA HOURMETER (1)	60718	292	292	292	292	292	292
YAMAHA FUEL MANAGEMENT GAUGE	80734	-	1,035	1,035	1,035	1,035	1,035
HONDA SINGLE ENGINE GAUGE PACKAGE	60707	392	392	392	-	-	-
HONDA DUAL ENGINE GAUGE PACKAGE	60708	-	-	858	858	858	-
HONDA WATER PRESSURE GAUGE (1)	60715	187	187	187	187	-	-
BOMBARDIER SINGLE ENGINE GAUGE PACKAGE	60705	339	339	339	-	-	-
BOMBARDIER DUAL ENGINE GAUGE PACKAGE	60706	-	-	461	461	461	-

Note: *STD* = standard equipment on that model
 ** = option not applicable on that model

Justice GSA Pricing

Page C-5

Description	Part No.	Justice					
		20'	21'	24'	27'	32'	37'
BOMBARDIER SPEEDOMETER (1)	80722	166	166	166	166	166	166
BOMBARDIER WATER PRESSURE GAUGE (1)	80720	151	151	151	151	151	151
BOMBARDIER OIL LEVEL GAUGE	80739	-	-	139	139	139	139
FLOODLIGHT (1)	80783	188	188	188	188	188	188
SPOTLIGHT, HANDHELD W/ BASE AND 12-VOLT OUTLET	80755	292	292	292	292	292	292
BOW DOCKING LIGHTS	80760	-	898	898	898	898	898
COCKPIT LIGHT - RED (1)	80764	151	151	151	151	151	151
Navigation and Safety Options							
COMPASS, RITCHIE HELMSMAN (flush/gimbal mount)	80743	215	215	215	215	215	215
COMPASS, RITCHIE NAVIGATOR (flush mount)	80745	322	322	322	322	322	322
COMPASS, KVH AZIMUTH 1000 DIGITAL FLUXGATE	80750	553	553	553	553	553	553
SPOTLIGHT, ACR REMOTE CONTROL 200,000 CP	80757	1,934	1,934	1,934	1,934	1,934	1,934
SPOTLIGHT, ACR REMOTE CONTRDL 60,000 CP	80758	1,365	1,365	1,365	1,365	1,365	1,365
5LB FIRE EXTINGUISHER UPGRADE	81598	126	126	126	126	126	126
MANUAL BILGE PUMP, DIAPHRAM PUMP W/OVERBOARD DISCHARGE	82858	-	-	-	647	647	647
Seating Options							
SHOXS-4800 (EA) DECK MOUNT HIGHPERFORMANCE SEAT W/FORE/AFT ADJUSTMENT	08158	18,459	18,459	18,459	18,459	18,459	18,459
SHOXS-8000 (EA) DECK MOUNTED POD STYLE SEAT	08167	11,640	11,640	11,640	11,640	11,640	11,640
SHOXS-8300 (BANK OF 3) BULKHEAD MOUNT STOWABLE TROOP SEATS	08168	7,560	7,560	7,560	7,560	7,560	7,560
SHOXS-8200 (BANK OF 2) BULKHEAD MOUNT STOWABLE TROOP SEATS	08165	5,040	5,040	5,040	5,040	5,040	5,040
SHOXS-8100 (EA) BULKHEAD MOUNT STOWABLE TROOP SEAT	08164	2,520	2,520	2,520	2,520	2,520	2,520
SHOXS-8500 (EA) DECK MOUNTED W/ 10" TRAVEL, 18" HEIGHT ADJUSTMENT	08538	12,800	12,800	12,800	12,800	12,800	12,800
SHOXS-8155 (EA) 10 DEGREE BULKHEAD MOUNT SEAT 8" HEIGHT ADJUST	08162	6,230	6,230	6,230	6,230	6,230	6,230
SHOXS-6300 (EA) BULKHEAD MOUNT SEAT	08163	3,985	3,985	3,985	3,985	3,985	3,985
SHOXS-8100 (EA) VERTICAL BULKHEAD MOUNT SEAT	08160	4,900	4,900	4,900	4,900	4,900	4,900
SHOXS-5500 (EA) DECK MOUNT LOW PROFILE JOCKEY SEAT ON VERTICAL STAB UNIT	08159	5,285	5,285	5,285	5,285	5,285	5,285
SHOXS-5100 (EA) FOLDING REAR SADDLE SEAT	08157	7,929	7,929	7,929	7,929	7,929	7,929

Note: "STD" = standard equipment on that model
 "-" = option not applicable on that model

Justice GSA Pricing

Page C-6

Description	Part No.	Justice					
		20'	21'	24'	27'	32'	37'
SHOXS-4150 (EA) DECK MOUNT HIGH PERFORMANCE SEAT	08155	14,175	14,175	14,175	14,175	14,175	14,175
SHOXS-2000 (EA) SEATBOX MOUNT HELM/CREW SEAT	08154	6,081	6,081	6,081	6,081	6,081	6,081
SHOXS-1628 FOOTREST (EA) FOR BULKHEAD SEATS	08170	819	819	819	819	819	819
SHOXS SEAT INSTALLATION, FLOOR-MOUNT (PER SEAT)	08171	405	405	405	405	405	405
SHOXS SEAT INSTALLATION, BULKHEAD-MOUNT, INCLUDES BULKHEAD (PER SEAT)	08172	1,133	1,133	1,133	1,133	1,133	1,133
PT-7D SEAT: TUBULAR SEAT WITH FOLD-UP SEATS	08547	3,109	3,109	3,109	3,109	3,109	3,109
DOUBLE MODULAR SEAT WITH HINGED STORAGE	07299	2,160	2,180	2,160	2,180	2,160	2,180
DELETE STANDARD SEATING	81100	-1,447	-1,447	-1,447	-1,447	-1,447	-
SHOXS DUAL2 PREMIUM (EA) DATA LOGGER W/ ELECTRO-HYDRAULIC RIDE HEIGHT ADJUSTMENT	08189	4,985	4,985	4,985	4,985	4,985	4,985
SHOXS-5400 (EA) DECK MOUNT LOW PROFILE JOCKEY SEAT	08158	4,686	4,686	4,686	4,686	4,686	4,686
SINGLE MODULAR SEAT WITH HINGED STORAGE	08546	2,002	2,002	2,002	2,002	2,002	2,002
SHOXS DUAL2 STANDARD (EA) DATA LOGGER	08188	3,415	3,415	3,415	3,415	3,415	3,415
ULLMAN ATLANTIC SEAT	2521	-	-	-	15,134	15,134	15,134
ULLMAN BISCAYA SEAT W/FIBERGLASS BASE	2520	6,098	6,098	6,098	6,098	6,098	6,098
SHOXS-8160 (EA) 10 DEGREE BULKHEAD MOUNT SEAT 18" HEIGHT ADJUST	08181	6,875	6,875	6,875	6,875	6,875	6,875
DUAL PEDESTAL SEATS WITH ARMREST	81103	1,450	1,450	1,450	1,450	-	-
30" R8 ALUM LEANING POST W/ DOOR	81132	STD	STD	-	-	-	-
30" R8 ALUM LEANING POST W/ DOOR, BACKREST & FOOTREST	81112	1,826	1,826	-	-	-	-
30" R8 ALUM LEANING POST W/ DOOR, & AFT STORAGE BOX	81135	2,284	2,284	-	-	-	-
30" R8 ALUM LEANING POST W/ DOOR, AFT STORAGE BOX & BACKREST	81134	2,707	2,707	-	-	-	-
38" R8 ALUM LEANING POST W/ DOOR	81115	1,888	1,888	STD	STD	-	-
38" R8 ALUM LEANING POST W/ DOOR, BACKREST, FOOTREST	81117	-	1,888	1,888	1,888	-	-
38" R8 ALUM LEANING POST W/ AFT STORAGE BOX	81113	-	-	2,258	2,258	-	-
38" R8 ALUM LEANING POST W/DOOR, AFT STORAGE BOX & BACKREST	81114	-	-	2,538	2,538	-	-
38" ALUM LEANING POST W/ STORAGE BOX & AMMO CAN EXT. LID	81133	-	-	-	2,834	-	-

Note: "STD" = standard equipment on that model
 "-" = option not applicable on that model

Justice GSA Pricing

Page C-7

Description	Part No.	Justice					
		20'	21'	24'	27'	32'	37'
36" ALUM LEANING POST W/ DOORS, GRABRAIL, GUNRACK/STRGE	81122	3,175	3,175	3,175	3,175	3,175	-
36" ALUM LEANING POST W/ DOORS, GRABRAIL, GUNRACK/STRGE, BLSTR	81123	3,952	3,952	3,952	3,952	3,952	-
TUBULAR ALUMINUM LEANING POST W/ GRABRAIL - 36"	81129	929	-	929	929	-	-
TUBULAR ALUMINUM LEANING POST W/GRABRAIL & AFT SEAT - 36"	81130	-	-	1,327	1,327	-	-
FOLDING ALUMINUM FOOT PLATFORM FOR LEANING POST	81155	-	-	-	611	-	-
FOLDING ALUMINUM BENCH SEAT FOR FRONT OF ALUMINUM CONSOLE	81161	-	-	731	-	-	-
STERN SEAT	81160	-	1,849	1,849	-	-	-
Deck Cooler/Utility Box Options							
WATERTIGHT STORAGE COMPARTMENT UPGRADE	07641	220	220	220	220	220	220
TAPERED DECK UTILITY BOX W/CUSHION (Forward of console)(Not avail for all consoles)	82310	1,044	1,044	1,044	-	-	-
MEDIUM FRP DECK UTILITY BOX WITH CUSHION	62311	-	1,203	1,203	-	-	-
54 QUART COOLER WITH CUSHION AND HOLDDOWN	62301	-	345	345	-	-	-
72 QUART COOLER WITH CUSHION AND HOLDDOWN	62302	413	413	413	413	-	-
94 QUART COOLER WITH CUSHION AND HOLDDOWN	62303	-	495	495	495	-	-
Law Enforcement Equipment Options							
6" LED AMBER BEACON LIGHT	05131	663	663	663	663	663	663
6" STROBE LIGHT W/ BLUE LENS (1)	61730	383	383	383	383	383	383
6" STROBE LIGHT W/ RED LENS (1)	61731	383	383	383	383	383	383
6" STROBE LIGHT W/ AMBER LENS (1)	61732	383	383	383	383	383	383
LED LIGHT SERIES 400 BLUE (QTY 1)	61733	414	414	414	414	414	414
LED LIGHT SERIES 400 RED (QTY 1)	61734	344	344	344	344	344	344
LED LIGHT SERIES 500 BLUE (QTY 1)	61735	266	266	266	266	266	266
LED LIGHT SERIES 500 RED (QTY 1)	61736	266	266	266	266	266	266
STREAMLINED SIREN W/ AMPLIFIER	81715	1,537	1,537	1,537	1,537	1,537	1,537
FLUSH MOUNT SIREN W/ AMP	81701	1,493	1,493	1,493	1,493	1,493	1,493
FLUSH MOUNT STROBE W/ BUILT-IN SIREN & AMP	61702	2,352	2,352	2,352	2,352	2,352	2,352
BOW PLATE FOR LIGHT BAR	81780	854	-	-	-	-	-
WHELEN 28" STROBE MINI-EDGE 9M SERIES LIGHT BAR	81740	1,271	1,271	1,271	1,271	1,271	1,271

Note: "STD" = standard equipment on that model
"-" = option not applicable on that model

Description	Part No.	Justice					
		20'	21'	24'	27'	32'	37'
WHELEN 28" STROBE MINI-EDGE 9M SERIES LIGHT BAR W/SIREN, PA & AMPLIFIER	61741	2,417	2,417	2,417	2,417	2,417	2,417
WHELEN 48" STROBE EDGE 9M SERIES LIGHT BAR W/SIREN, PA & AMPLIFIER	61743	3,222	3,222	3,222	3,222	3,222	3,222
WHELEN 28" LED MINI EDGE ULTRA FREEDOM W/SIREN, PA, AMP	61744	4,187	4,187	4,187	4,187	4,187	4,187
WHELEN 48" LED EDGE ULTRA FREEDOM W/SIREN, PA & AMP	61745	6,001	6,001	6,001	6,001	6,001	6,001
Mast & Arch Options							
DIVE FLAGS AND REMOVABLE MAST	07624	437	437	437	437	437	437
MAST FOR FLIR AND ACR LIGHT	07706	-	-	-	743	743	743
NATIONAL ENSIGN AND REMOVABLE MAST	07625	342	342	342	342	342	342
STROBE & FLOODLIGHT MAST (fwd of console)	62205	1,438	1,438	1,438	-	-	-
STROBE & FLOODLIGHT MAST (aft of seat)(requires aluminum leaning post)	62201	1,030	1,030	1,030	-	-	-
STROBE & FLOODLIGHT MAST, L/P W/BACKREST	62203	1,247	1,247	1,247	-	-	-
RADAR MAST	62108	-	-	1,587	-	-	-
Weather Protection Options							
CANVAS COCKPIT SUNTENT WITH 3 ALUMINUM BOWS	07659	-	-	6,767	6,767	6,767	-
SUNTOP WITH BOOT	62470	1,649	1,649	1,649	1,649	-	-
G17 HVY DUTY T-TOP W/RADIO BOX WITH LOCKABLE DOOR	60601	-	5,586	5,586	-	-	-
J20 HEAVY DUTY T-TOP W/RADIO BOX WITH LOCKABLE DOOR	60618	6,832	6,832	6,832	-	-	-
J21 HEAVY DUTY T-TOP W/RADIO BOX WITH LOCKABLE DOOR	60615	-	6,537	6,537	-	-	-
T-TOP, 270JC HEAVY DUTY W/ ELECTRONICS BOX	60608	-	-	-	6,948	-	-
HEAVY DUTY T-TOP A-10 ALUM CONSOLE	60619	-	-	6,723	-	-	-
ALUMINUM CONSOLE WINDSHIELD T-TOP WITH OVERHEAD ELECTRONICS BOX (A10/A12 Console)	60622	-	-	11,156	-	-	-
CANVAS WEATHER CURTAIN SYSTEM FOR HEAVY DUTY T-TOP (4 pieces)	62451	3,503	3,503	3,503	3,880	4,335	5,880
CANVAS COCKPIT SUNTENT WITH ALUMINUM BOWS	62459	-	5,045	5,045	-	-	-
CANVAS COVER FOR ALUMINUM R8 LEANING POST	62429	-	288	288	288	-	-
CANVAS COVER FOR HEAVY DUTY ALUMINUM LEANING POST WITH BACKREST	62432	417	417	417	417	-	-

Note: "STD" = standard equipment on that model
"-" = option not applicable on that model

Justice GSA Pricing

Page C-9

Description	Part No.	Justice					
		20'	21'	24'	27'	32'	37'
CANVAS COVER FOR HEAVY DUTY ALUMINUM LEANING POST WITH STORAGE BOX	62433	-	477	477	477	-	-
CANVAS COVER FOR HEAVY DUTY ALUMINUM LEANING POST WITH STORAGE BOX & BACKREST	62434	-	568	568	568	-	-
CANVAS COVER FOR ALUMINUM LEANING POST WITH GUNRACK AND STORAGE SHELVES	62431	-	417	417	417	-	-
CANVAS COVER FOR PEDESTAL SEAT	62435	112	112	112	112	-	-
CANVAS COVER FOR FIBERGLASS CONSOLE WITHOUT T-TOP	62401	660	680	660	679	833	-
CANVAS COVER FOR FIBERGLASS CONSOLE WITH T-TOP	62403	617	617	617	772	926	-
CANVAS COVER FOR ALUMINUM CONSOLE	62404	-	-	459	-	-	-
COVER FOR STERN SEAT	62455	-	287	287	-	-	-
CANVAS MOORING COVER	62471	2,098	2,098	3,458	3,842	4,229	-
CANVAS MOORING COVER FOR CRAFT W/T-TOP, CRASH RAIL & ENGINES	62469	-	-	-	3,997	4,383	-
Towing Equipment Options							
ENGINE CRASH RAIL WITH TOW BOLLARDS AND REMOVABLE HOOP	62032	1,654	1,654	1,654	2,383	2,363	2,363
PUSHER KNEE SYSTEM	62050	-	-	-	5,039	5,603	7,048
TOW POST	62001	2,038	-	-	2,395	2,395	1,713
TORSIONAL TOW BAR	62020	-	1,397	1,397	-	-	-
TORSIONAL TOW BAR W/ TOWER	62021	-	2,476	2,476	-	-	-
TORSIONAL TOW BAR MOUNTED TAKE UP REEL	62041	-	942	942	-	-	-
Diving and Rescue Equipment Options							
DAY SHAPES FOR RIAM (SPHERE-DIAMOND-SHPERE)	07114	267	267	267	267	267	267
DIVE / RESCUE DOOR - 34"	61801	4,404	4,404	4,404	8,255	8,255	STD
CHAFE PLATE AT DIVE / RESCUE DOOR OPENING - 34"	61802	525	525	525	525	525	-
DIVE DOOR SWIMMERS 13" ALUMINUM HANDRAILS FORWARD & AFT OF DOOR (2)	61537	457	457	457	457	457	457
RESCUE RAILS W/DIVE DOOR (Port & Starboard)	61638	858	858	858	-	-	-
RESCUE RAILS (Port & Starboard)	61635	1,184	1,184	1,184	1,184	1,184	1,184
DIVE LADDER FOR 34" DIVE / RESCUE DOOR	61830	1,677	1,677	1,677	-	-	1,956
WELDED ALUMINUM DIVERS TANK RACK FOR 3 BOTTLES	61841	609	609	609	609	609	609

Note: *STD* = standard equipment on that model
** = option not applicable on that model

Justice GSA Pricing

Page C-10

Description	Part No.	Justice					
		20'	21'	24'	27'	32'	37'
REMOVABLE TRACK STYLE DIVERS TANK RACK FOR 8 BOTTLES	61842	-	638	638	638	638	638
FLOOR MATTING - OPEN PATTERN	61574	698	833	833	1,234	1,437	2,055
FRESHWATER SHOWER	61575	808	808	808	808	808	808
RAW WATER WASH DOWN SYSTEM	61576	699	699	699	699	699	699
Electrical Accessories Options							
ICOM IC-M72 Handheld VHF with headset HS85	07449	436	436	436	436	436	436
UPGRADE FLOAT SWITCH TO ULTRA SAFETY JR (EA)	07627	113	113	113	113	113	113
THERMO MOBILE RAD	07558	-	-	-	130,526	130,526	130,526
STAINLESS STEEL (CRES) CABLE SUPPORTS (EXCEPT IN ELECTRICAL ENCLOSURES AND CABIN/CONSOLE)	02788	913	913	913	913	913	913
Portable Battery Charger	07445	210	210	210	210	210	210
LOCKABLE LAPTOP COMPUTER BOX INSTALLED IN CONSOLE	08341	3,423	3,423	3,423	3,423	3,423	3,423
IUGN AIRPAX BREAKERS: 20 BRANCH CIRCUITS	07634	-	-	-	3,195	3,195	3,195
D27M DUAL PURPOSE OPTIMA BATTERY (MEETS VERADO STANDARDS)	07636	250	250	250	250	250	250
Blige High Water Alarm with Visual Indication	07454	216	216	216	216	216	216
IUGN AIRPAX BREAKERS: 40 BRANCH CIRCUITS	07632	-	-	-	5,868	5,868	5,868
80 WATT SOLAR CHARGING SYSTEM	02616	1,515	1,515	1,515	1,515	1,515	1,515
24V TO 12V DC CONVERTER	02789	1,109	1,109	1,109	1,109	1,109	1,109
3-BANK BATTERY CHARGER WITH EXTENSION CORD RECEPTICAL	05132	784	784	784	784	784	784
4-BANK BATTERY CHARGER	04084	-	-	-	1,129	1,129	1,129
BATTERY SYSTEM FOR SINGLE ENGINE AND ONE STARTING BATTERY (DOES NOT INCLUDE BATTERIES)	60901	492	492	492	-	-	-
VERADO ENGINE STARTING BATTERY (AGM-1110) REQUIRED FOR ALL VERADOS	02352	327	327	327	327	327	327
BATTERY SYSTEM FOR SINGLE ENGINE, ONE STARTING BATTERY AND ONE AUX BATTERY (DOES NOT INCLUDE BATTERIES)	60902	677	677	677	-	-	-
BATTERY SYSTEM FOR DUAL ENGINES AND TWO STARTING BATTERIES (DOES NOT INCLUDE BATTERIES)	60903	-	-	1,267	1,267	1,267	-
BATTERY SYSTEM FOR DUAL ENGINES, TWO STARTING BATTERIES AND ONE AUX BATTERY (DOES NOT INCLUDE BATTERIES)	60904	-	-	1,827	1,827	1,827	-

Note: *STD* = standard equipment on that model
. = option not applicable on that model

Description	Part No.	Justice					
		20'	21'	24'	27'	32'	37'
BATTERY SYSTEM FOR DUAL ENGINES, TWO STARTING BATTERIES AND TWO AUX BATTERIES (DOES NOT INCLUDE BATTERIES)	60905	-	-	1,979	1,979	1,979	-
MAINTENANCE FREE, WET CELL STARTING BATTERY, GROUP 24, 1000 MCA	60925	123	123	123	123	123	123
MAINTENANCE FREE, WET CELL DEEP CYCLE BATTERY, GROUP 27, 116 AMP HR	60928	153	153	153	153	153	153
OPTIMA 34M-1000 MCA (AGM) - ENGINE STARTING BATTERY	60927	247	247	247	247	247	247
OPTIMA D34M-670 MCA DEEP CYCLE (AGM) - AUXILIARY BATTERY	60928	275	275	275	275	275	275
BATTERY CHARGER FOR 1 TO 3 BANKS (REQUIRES APPROPRIATE SHORE POWER OPTION)	60950	953	953	953	953	953	953
SHORE POWER 110VAC/60HZ	60951	481	481	481	481	481	481
SHORE POWER 220VAC/60HZ	60952	832	832	832	832	832	832
SHORE POWER 220VAC/50HZ	60954	511	511	511	511	511	511
EXTENDED SWITCH PANEL UPGRADE - BILGE/NAV/8 AUX	60737	349	349	349	-	-	-
ELECTRICAL DISTRIBUTION PANEL WITH CIRCUIT BREAKERS FOR ELECTRONICS (8 BRANCH CIRCUITS)	60738	434	434	434	-	-	-
DYNAPLATE BONDING SYSTEM TO INCLUDE 6" X 18" PLATE AND CONNECTION TO CRAFT BONDING SYSTEM	60980	-	-	-	2,050	2,050	2,050
12 VOLT OUTLET	60740	68	68	68	68	68	68
Fire Fighting Equipment Options							
UPGRADE TO J1942 HOSE THROUGHOUT	07829	158	158	158	158	158	158
20HP DARLEY FIRE PUMP - FWD MOUNT PUMP & FWD INTAKE	61903	-	-	21,194	-	-	-
20HP DARLEY FIRE PUMP SYSTEM - AFT MOUNT PUMP & AFT INTAKE	61902	-	-	22,164	-	-	-
RF REMOTE MONITOR AND NOZZLE (NON-FOAMING)	61926	-	-	6,517	-	-	-
RF REMOTE NOZZLE (NON-FOAMING)	02823	-	-	2,875	-	-	-
3" FIRE PUMP THRU-HULL INTAKE W/CAP	61940	1,171	1,171	1,171	-	-	-
Special Purpose Equipment Options							
WEAPON STORAGE BOX	07029	-	-	-	-	2,725	2,725
BOW MOUNTED MK18 MOD2 TRIPOD W/ HULL REINFORCEMENT	82126	-	-	-	-	4,841	4,841

Note: *STD* = standard equipment on that model
. = option not applicable on that model

Description	Part No.	Justice					
		20'	21'	24'	27'	32'	37'
BOW MOUNTED GUN PLATE W/ HULL REINFORCEMENT FOR MK18 TRIPOD(Does Not include tripod)	62120	-	-	-	-	1,903	1,903
NATO .50 CAL AMMO CAN MK18 TRIPOD STORAGE SHELVES FOR 5 CANS	62126	-	-	-	-	223	223
QUARTER MOUNTED MODIFIED MK18 MOD2 TRIPODS WITH HULL REINFORCEMENT (2 BIPODS)(requires aluminum gunwales)	62121	-	-	-	-	7,063	7,063
REMOVABLE QUARTER MOUNTED 7.62 mm PIPE PEDESTAL QUARTER MOUNT ASSEMBLIES (2 PEDESTALS)	62123	-	-	-	-	3,336	3,336
DECK MOUNTED NATO 7.62MM AMMO CAN RACK FOR FIVE CANS (2 RACKS/10 CANS)	62134	-	-	-	-	809	809
WEAPON MOUNT POST INTEGRATED INTO TORSIONAL TOWBAR WITH PLATE AND HOLE PATTERN SIZED FOR CUSTOMER INSTALLATION OF BRONZE STAND	62135	-	-	-	-	1,429	1,429
AMMO CAN STORAGE, NATO MK19 40mm GRENADE (2 CANS)	62138	-	-	-	-	779	779
Commissioning Gear Options							
Binocular: Binocular with case; 7 x 50 with illuminated compass and range finding reticule; color:black	07458	243	243	243	243	243	243
MARINE DISTRESS SIGNAL KIT (12-GAUGE LAUNCHER, 4 RED AERIAL SIGNALS, 4 HANDHELD RED SIGNAL FLARES, 2 HANDHELD ORANGE SMOKE SIGNAL, AND STORAGE CASE)	07626	98	98	98	98	98	98
Float Away Containers: Qty: 2	07461	116	116	116	116	116	116
First Aid Kit: First Aid Kit (large) with dedicated storage.	07457	140	140	140	140	140	140
Signal Flares: Marine-type; Color: Red and White; Qty: 10 Red, 10 White	07460	822	822	822	822	822	822
EPIRB, ACR 2674 OR EQUAL (EOD)	07621	714	714	714	714	714	714
Tool Kit: Tool kit with dedicated storage	07456	615	615	615	615	615	615
Blank Label Plates: Additional set of blank label plates provided to be engraved in country.	07455	458	458	458	458	458	458
MEDIUM LABEL PLATE PACKAGE. INCLUDES 40 SMALL PLATES (1"x2.5"), 8 MEDIUM PLATES (4"x6"), AND ONE LARGE LABEL PLATE (8"x30")	07767	-	-	6,079	6,079	6,079	6,079
BASIC LABEL PLATE PACKAGE. INCLUDES 20 SMALL PLATES (1"x2.5") AND 4 MEDIUM PLATES (4"x6")	07768	-	-	2,769	2,769	2,769	2,769
5/8 IN X 30 FT BLACK MOORING LINE (EACH)	02606	-	52	52	52	52	52
20" USCG RING BUOY AND BRACKET	02604	-	204	204	204	204	204
UNIQUE ITEM IDENTIFICATION LABELS	02614	752	752	752	752	752	752

Note: "STD" = standard equipment on that model
 "-" = option not applicable on that model

Justice GSA Pricing

Page C-13

Description	Part No.	Justice					
		20'	21'	24'	27'	32'	37'
BOAT HOOK	02803	-	72	72	72	72	72
SAFETY AND COMMISSIONING PACKAGE FOR FOUR PEOPLE	62651	1,082	1,082	1,082	1,242	1,242	1,242
1200 AMP BOOSTER PACK	62699	259	259	259	259	259	259
TOW LINE, 5/8" X 250'	62655	428	428	428	428	428	428
LIFE VEST, TYPE II, BLACK, ADULT SIZE, AUTO INFLATABLE (EA)	02781	289	289	289	289	289	289
LIFE VEST, TYPE II, BLACK, ADULT SIZE (EA)	02782	105	105	105	105	105	105
FENDER, BLACK	02779	83	83	83	83	83	83
CERTIFICATION BY LICENSED PROFESSIONAL ENGINEER	02767	734	734	734	734	734	734
PADDLE, 5', T-HANDLE, WITH DEDICATED STORAGE (EA)	02783	97	97	97	97	97	97
MERCURY DIAGNOSTIC EQUIPMENT FOR ENGINES (PANASONIC TOUGHBOOK, SOFTWARE, AND CABLES)(REQUIRES DEALER SET-UP)	02785	6,263	6,263	6,263	6,263	6,263	6,263
ENGRAVED INSTRUCTION AND WARNING LABEL PACKAGE	60726	1,732	1,732	1,732	1,732	1,732	1,732
Aluminum Trailer Options							
LED TRAILER LIGHTS	02592	209	209	209	209	209	209
TRAILER BACK-UP PLATE	07661	154	154	154	154	154	154
ALL STAINLESS STEEL BRAKES UPGRADE	02694	1,099	1,099	1,099	1,099	1,099	1,099
HEAVY DUTY ALUMINUM TRAILER	62700	6,169	6,169	9,729	10,262	14,823	25,506
LE SERIES ALUMINUM TRAILER W/SPARE TIRE AND CARRIER	62791	6,387	5,992	6,888	7,746	10,487	-
PINTLE HITCH W/BRAKE ACTUATOR - ALUM. TRAILER	62730	342	342	342	342	342	342
DUAL PNEUMATIC CASTER WHEEL UPGRADE - ALUM. TRAILER	62703	463	463	463	463	463	463
TRAILER TIE DOWNS FOR BOAT TO TRAILER/TRAILER TO AIRCRAFT	62770	880	880	880	880	880	880
CUSTOMER SUPPLIED TRAILER SET-UP CHARGE	62775	489	489	489	489	734	734
TRAILER,NATO 24V LIGHTING WIRE UPGRADE	02836	1,030	1,030	1,030	1,030	1,030	1,030
TRLR HITCH W/ADJ PLT/LUNETTE EYE/BALL RCVR	02839	194	194	194	194	194	194
TRAILER MILITARY 7 PIN PLUG	02840	128	128	128	128	128	128
TRAILER,1 AXLE SS BRAKES/CALIPERS/CYL/PINS PER AXLE	02841	933	933	933	933	933	933

Note: "STD" = standard equipment on that model
"-" = option not applicable on that model

Justice GSA Pricing

Page C-14

Description	Part No.	Justice					
		20'	21'	24'	27'	32'	37'
Galvanized Trailer Options							
HEAVY DUTY GALVANIZED TRAILER	62760	8,122	8,180	9,213	11,938	-	-
PINTLE HITCH W/ BRAKE ACTUATOR - GALV. TRAILER	62760	342	342	342	342	-	-
DUAL PNEUMATIC CASTER WHEEL UPGRADE - GALV. TRAILER	62752	369	369	389	369	-	-
Shipping Options							
SHIPPING CRADLE	62790	678	678	678	835	1,342	1,728

Note: "STD" = standard equipment on that model
 "*" = option not applicable on that model

Challenger, Vigilant 2012 GSA Pricing

Description	Part No.	Vigilant	Challenger	Challenger
		27'	27'	35'
Base Boat				
27' VIGILANT BASE BOAT	270VG	85,225	-	-
27' CHALLENGER BASE BOAT	270CH	-	97,372	-
35' CHALLENGER BASE BOAT	350CH	-	-	241,230
Heavy Duty Hull Equipment Options				
BOW TOWING PENDANT	07639	49	49	49
DAVIT FOUNDATION (EOD)	07840	892	692	692
SHORT CABIN ON CHALLENGER	60591	-	-347	-
EXTENDED CABIN ON CHALLENGER	60592	-	5,105	-
STAINLESS STEEL TRANSOM CHAFE CAP, 30" TRANSOM	61545	STD	STD	-
STAINLESS STEEL CUTWATER	61540	1,573	1,573	1,701
STAINLESS STEEL BOW EYE REINFORCEMENT	61543	850	850	1,212
STAINLESS STEEL TRANSOM CORNER CHAFE PLATES	61555	787	787	-
LIFTING EYES INTEGRATED INTO HULL STRUCTURE	61565	3,025	3,025	-
LIFTING SLING SET W/LOAD TEST AND CERTIFICATION DOCUMENTATION	61567	1,817	1,817	-
HD RUBBING STRAKES - (1 per side)	61520	1,414	1,414	1,903
HD RUBBING STRAKES - (2 per side)	61521	1,829	1,829	2,166
HD RUBBING STRAKES W/ DIVE DOOR - (1 per side)	61522	1,156	1,156	-
HD RUBBING STRAKES W/ DIVE DOOR - (2 per side)	61523	2,104	2,104	-
EXTRA HEAVY DUTY RUBBING STRAKES - (1 per side)	61525	1,397	1,397	-
EXTRA HEAVY DUTY RUBBING STRAKES - (2 per side)	61526	2,594	2,594	-
EXTRA HEAVY DUTY RUBBING STRAKES W/ DIVE DOOR - (1 per side)	61518	1,302	1,302	-
EXTRA HEAVY DUTY RUBBING STRAKES W/ DIVE DOOR - (2 per side)	61517	2,522	2,522	-
EXTRA HEAVY DUTY VERTICAL/ANGLE RUBSTRAKES	61524	3,332	3,332	3,745
HIGH PATTERN SIDE RAILS	61503	886	886	-
HIGH PATTERN BOW RAIL W/ CENTER BOARDING RAILS	61508	2,214	-	3,300
LASHING RAILS (Rub Strake required)	61532	618	618	-
LASHING RAILS W/DIVE DOOR (Rub Strake required)	61533	610	610	-
RECESSED FLOOR TIE DOWN (1)	61570	110	110	110
HEAVY DUTY RECESSED FLOOR TIE DOWN (1)	61571	179	179	179
RADIAL ARM DAVIT	61572	1,379	1,379	-
RADIAL ARM DAVIT W/MANUAL WINCH, BLOCK, CABLE AND HOOK	61573	1,827	1,827	-

Note: *STD* = standard equipment on that model
 ** = option not applicable on that model

Challenger Vigilant GSA Pricing

Page D-1

Description	Part No.	Vigilant	Challenger	Challenger
		27'	27'	35'
ELECTRIC CAPSTAN FOR DAVIT	81577	2,499	2,499	-
HULL SIDE FOAM FENDER SYSTEM	81530	6,244	6,244	-
HULL SIDE FOAM FENDERING SYSTEM W/ DIVE DOOR	81531	6,226	6,226	-
Hull Coloring, Lettering and Paint Options				
CUSTOM COLOR - HULL EXTERIOR	80011	1,834	1,834	3,399
CUSTOM COLOR - HULL INTERIOR	80012	1,834	1,834	3,399
BOAT ID NUMBERS & BOAT ID PLATE	82510	250	250	250
HULL LETTERING (up to 16 characters per side)	82502	853	853	853
HULL SLASH - 1 COLOR	82503	660	660	660
HULL SLASH - 2 COLOR	82504	748	748	748
BOTTOM PAINT	82500	1,423	1,423	3,158
Fuel Systems Options				
316SS ABA HOSE CLAMPS ON FUEL HOSES	08071	68	68	68
Fuel Stripping pump: Manual fuel stripping pump with valve and hose barb and shutoff valve at tank, portable and located for maximum accessibility and operational convenience.	07451	397	397	397
170 GALLON ALUMINUM FUEL TANK - ADDITIONAL	81240	2,572	2,572	-
MANUAL FUEL TANK SOUNDER	02843	765	765	-
Console and Steering Options				
HYDRAULIC STEERING	81001	STD	STD	-
TWIN CYLINDER STEERING UPGRADE	81010	STD	STD	-
Propulsion and Drive System Options				
ALUMINUM WHALER DRIVE SYSTEM (DUAL 30" SHAFTS)	07883	7,858	7,858	-
ALUMINUM OUTBOARD ENGINE BRACKET W/ SWIM PLATFORM	81315	8,025	6,025	-
BLANK NO ENGINE	80210	STD	STD	-
TRIM TABS - ELECTRIC W/ INDICATOR SWITCH PANEL	81601	STD	STD	-
Engine Equipment/Installation Options				
BRP SINGLE ENGINE ICON PRERIG	08338	2,551	2,551	2,551
PROPELLER, STAINLESS V-8'S	02678	653	653	-
YAMAHA TRIPLE ENGINE PRERIG & COMMAND LINK PLUS DISPLAY	07129	-	-	7,474
VIRTUAL LIFELINE - WIRELESS LANYARD ENGINE SHUT OFF & ALARM SYSTEM	81473	924	924	-
MERCURY TRIPLE ENGINE PRE-RIG	07387	-	-	10,823

Note: *STD* = standard equipment on that model
 - = option not applicable on that model

Challenger Vigilant GSA Pricing

Page D-2

Description	Part No.	Vigilant	Challenger	Challenger
		27'	27'	35'
MERCURY MONITOR GAUGE	08337	1,488	1,488	1,488
BRP TRIPLE ENGINE PRE-RIG	07685	-	-	6,723
BRP TRIPLE ENGINE ICON PRERIG	08340	-	-	3,953
BRP DUAL ENGINE ICON PRERIG	08339	3,279	3,279	3,279
4-STROKE ENGINE BREAK-IN AND INITIAL MAINTENANCE	07812	1,801	1,801	1,801
MERCURY DUAL ENGINE VERADO PRE-RIG W/DTS & SMARTCRAFT	81441	6,611	6,611	-
MERCURY DUAL ENGINE PRE-RIG W/O GAUGES	81421	1,865	1,865	-
YAMAHA DUAL ENGINE PRERIG ("DEC" ONLY)	02337	4,023	4,023	-
3 GALLON MERCURY OIL TANK	81430	442	442	-
BRP DIAGNOSTIC EQUIPMENT FOR ENGINES (PANASONIC TOUGHBOOK, SOFTWARE, AND CABLES)	02788	6,263	6,263	6,263
YAMAHA DIAGNOSTIC EQUIPMENT FOR ENGINES (PANASONIC TOUGHBOOK, SOFTWARE, AND CABLES)	02784	6,108	6,108	6,108
HONDA DUAL ENGINE PRE-RIG W/O GAUGES	81417	2,178	2,178	-
YAMAHA DUAL ENGINE PRE-RIG: Includes (1) TACH & (1) FUEL MANAGE GAUGE	81419	2,727	2,727	-
3 GALLON YAMAHA OIL TANK	81425	423	423	-
BOMBARDIER DUAL ENGINE PRE-RIG W/O GAUGES	81423	2,431	2,431	-
BRP E-TEC DUAL ENGINE I-COMMAND DIGITAL GAUGES	81445	4,163	4,163	-
3 GALLON BOMBARDIER OIL TANK	81428	515	515	-
RACOR FUEL/WATER SEPARATOR UPGRADE (1)	81470	223	223	223
DUAL ENGINE INSTALLATION & PERFORMANCE VERIFICATION	81402	1,175	1,175	-
PROPELLER, STAINLESS V-6's	81489	491	491	-
BUILDERS TRIALS & SYSTEMS CHECK WITH CUSTOMER AT EC FACILITY	82801	2,281	2,281	2,878
Gauge and Light Options				
BRP E-TEC DUAL ENGINE I-COMMAND DIGITAL GAUGES	81449	2,007	2,007	2,007
YAMAHA COMMAND LINK PLUS DISPLAY UPGRADE	07477	777	777	777
UNDERWATER LED LIGHTS	78040	1,774	1,774	1,774
Flush-mounted port and starboard scene lights (Dimmable LED) Color: Red (Night Vision) and White	07450	189	189	189
YAMAHA DUAL ENG GAUGE PACKAGE ("DEC" ONLY)	02339	1,402	1,402	-
MERCURY DUAL ENGINE ANALOG GAUGE PACKAGE	80702	581	581	-
MERCURY DUAL ENGINE SMARTCRAFT GAUGE PACKAGE	80704	1,718	1,718	-
MERCURY DUAL ENGINE VESSEL VIEW GAUGE PACKAGE - OPTI	80744	2,319	2,319	-
VESSEL VIEW GAUGE UPGRADE - DUAL ENG VERADO	81447	587	587	-
MERCURY OIL TANK LEVEL GAUGE (1)	80700	214	214	-
MERCURY SPEEDOMETER (1)	80713	182	182	-

Note: "STD" = standard equipment on that model
 "-" = option not applicable on that model

Challenger Vigilant GSA Pricing

Page D-3

Description	Part No.	Vigilant	Challenger	Challenger
		27'	27'	35'
MERCURY WATER PRESSURE GAUGE (1)	60711	130	130	-
PUSH TO START PANEL UPGRADE - DUAL ENGINE	60729	561	561	-
YAMAHA DUAL ENGINE GAUGE PACKAGE: Includes (1) TACH & (1) SPEEDOMETER	60710	1,102	1,102	-
YAMAHA WATER TEMPERATURE GAUGE (1)	60717	247	247	-
YAMAHA WATER PRESSURE GAUGE (1)	60718	212	212	-
YAMAHA HOURMETER (1)	60718	292	292	-
YAMAHA FUEL MANAGEMENT GAUGE	60734	1,035	1,035	-
HONDA DUAL ENGINE GAUGE PACKAGE	60708	656	656	-
HONDA WATER PRESSURE GAUGE (1)	60715	187	187	-
BOMBARDIER DUAL ENGINE GAUGE PACKAGE	60706	461	461	-
BOMBARDIER SPEEDOMETER (1)	60722	166	166	-
BOMBARDIER WATER PRESSURE GAUGE (1)	60720	151	151	-
BOMBARDIER OIL LEVEL GAUGE	60739	139	139	-
BOW DOCKING LIGHTS	60780	698	698	-
FLOODLIGHT (1)	60763	188	188	188
COCKPIT LIGHT - RED (1)	60764	151	151	-
CHART LIGHT - RED (1)	60777	120	120	-
FLUORESCENT CABIN LIGHT (1)	60760	107	107	-
Navigation and Safety Options				
COMPASS, RITCHIE HELMSMAN (flush/gimbal mount)	60743	216	215	215
COMPASS, RITCHIE NAVIGATOR (flush mount)	60746	322	322	-
COMPASS, KVH AZIMUTH 1000 DIGITAL FLUXGATE	60750	553	553	553
PREMIUM SINGLE TRUMPET ELECTRIC HORN	60791	329	329	329
SPOTLIGHT, ACR REMOTE CONTROL 200,000 CP	60757	1,934	1,934	1,934
SPOTLIGHT, ACR REMOTE CONTROL 60,000 CP	60756	1,385	1,385	1,385
5LB FIRE EXTINGUISHER UPGRADE	61598	126	126	-
PORTABLE MARINE HEAD	61579	302	302	302
MARINE HEAD SYSTEM	61578	1,566	1,566	-
ELECTRIC ANCHOR WINDLASS SYSTEM	61591	2,000	2,000	-
Cabin Options				
AFT BULKHEAD WITH DOOR & WINDOW	61585	5,254	5,254	6,368
HEATER, CABIN - 110V (Requires Shore Power Opt.)	60988	442	442	442
HEATER, CABIN - KEROSENE 11,000 BTU	60987	5,624	5,624	5,624

Note: "STD" = standard equipment on that model
 "-" = option not applicable on that model

Challenger Vigilant GSA Pricing

Page D-4

Description	Part No.	Vigilant	Challenger	Challenger
		27'	27'	36'
Seating Options				
SHOXS-8200 (BANK OF 2) BULKHEAD MOUNT STOWABLE TROOP SEATS	08165	5,040	5,040	5,040
SHOXS-8150 (EA) 10 DEGREE BULKHEAD MOUNT SEAT 18" HEIGHT ADJUST	08181	6,675	6,675	6,675
SHOXS-8155 (EA) 10 DEGREE BULKHEAD MOUNT SEAT 8" HEIGHT ADJUST	08182	6,230	6,230	6,230
SHOXS-8300 (EA) BULKHEAD MOUNT SEAT	08163	3,965	3,965	3,965
SHOXS-8100 (EA) VERTICAL BULKHEAD MOUNT SEAT	08180	4,900	4,900	4,900
SHOXS-8100 (EA) BULKHEAD MOUNT STOWABLE TROOP SEAT	08184	2,520	2,520	2,520
SHOXS-4800 (EA) DECK MOUNT HIGHPERFORMANCE SEAT W/FORE/AFT ADJUSTMENT	08158	18,459	18,459	18,459
SHOXS-8300 (BANK OF 3) BULKHEAD MOUNT STOWABLE TROOP SEATS	08168	7,560	7,560	7,560
SHOXS-9000 (EA) DECK MOUNTED POD STYLE SEAT	08187	11,840	11,840	11,840
SINGLE LOW BACK BOSTROM PEDESTAL SEAT WITH ARMRESTS	81118	1,338	1,338	-
SHOXS-6500 (EA) DECK MOUNTED W/ 10" TRAVEL, 18" HEIGHT ADJUSTMENT	08538	12,800	12,800	12,800
SHOXS-6500 (EA) DECK MOUNT LOW PROFILE JOCKEY SEAT ON VERTICAL STAB UNIT	08159	5,285	5,285	5,285
SHOXS-6100 (EA) FOLDING REAR SADDLE SEAT	08157	7,929	7,929	7,929
SHOXS-4150 (EA) DECK MOUNT HIGH PERFORMANCE SEAT	08155	14,175	14,175	14,175
SHOXS-2000 (EA) SEATBOX MOUNT HELM/CREW SEAT	08154	6,081	6,081	6,081
SHOXS-1628 FOOTREST (EA) FOR BULKHEAD SEATS	08170	819	819	819
SHOXS SEAT INSTALLATION, FLOOR-MOUNT (PER SEAT)	08171	405	405	405
SHOXS SEAT INSTALLATION, BULKHEAD-MOUNT, INCLUDES BULKHEAD (PER SEAT)	08172	1,133	1,133	1,133
PT-7D SEAT: TUBULAR SEAT WITH FOLD-UP SEATS	08547	3,109	3,109	3,109
DOUBLE MODULAR SEAT WITH HINGED STORAGE	07299	2,160	2,160	2,160
SHOXSDUAL2 STANDARD (EA) DATA LOGGER	08168	3,415	3,415	3,415
SHOXS-6400 (EA) DECK MOUNT LOW PROFILE JOCKEY SEAT	08156	4,868	4,868	4,868
SINGLE MODULAR SEAT WITH HINGED STORAGE	08548	2,002	2,002	2,002
SHOXSDUAL2 PREMIUM (EA) DATA LOGGER W/ ELECTRO-HYDRAULIC RIDE HEIGHT ADJUSTMENT	08189	4,985	4,985	4,985
FOLDING AFT QUARTER ALUMINUM JUMP SEATS (2)	81156	1,430	1,430	-
FOLDAWAY CABIN SEAT (1) (Vigilant & Extended Challenger)	81152	1,195	1,195	-
STERN SEAT	81150	1,881	1,881	-
Deck Cooler/Utility Box Options				
WATERTIGHT STORAGE COMPARTMENT UPGRADE	07841	220	220	220
MEDIUM FRP DECK UTILITY BOX WITH CUSHION	82311	1,203	1,203	-
50" ALUM DECK UTILITY BOX WITH CUSHION	82314	1,381	1,381	-

Note: *STD* = standard equipment on that model
 ** = option not applicable on that model

Challenger Vigilant GSA Pricing

Page D-5

Description	Part No.	Vigilant	Challenger	Challenger
		27'	27'	36'
94 QUART COOLER WITH CUSHION AND HOLDDOWN	62303	495	495	-
182 QT. COOLER WITH CUSHION AND HOLDDOWN	62312	644	644	-
Law Enforcement Equipment Options				
6" LED AMBER BEACON LIGHT	05131	663	663	663
6" STROBE LIGHT W/ BLUE LENS (1)	61730	383	383	383
6" STROBE LIGHT W/ RED LENS (1)	61731	383	383	383
6" STROBE LIGHT W/ AMBER LENS (1)	61732	383	383	383
LED LIGHT SERIES 400 BLUE (QTY 1)	61733	414	414	414
LED LIGHT SERIES 400 RED (QTY 1)	61734	344	344	344
LED LIGHT SERIES 500 BLUE (QTY 1)	61735	266	266	266
LED LIGHT SERIES 500 RED (QTY 1)	61736	266	266	266
STREAMLINED SIREN W/ AMPLIFIER	61715	1,537	1,537	1,537
WHELEN 28" STROBE MINI-EDGE 9M SERIES LIGHT BAR	61740	1,271	1,271	1,271
WHELEN 28" STROBE MINI-EDGE 9M SERIES LIGHT BAR W/SIREN, PA & AMPLIFIER	61741	2,417	2,417	2,417
WHELEN 48" STROBE EDGE 9M SERIES LIGHT BAR W/SIREN, PA & AMPLIFIER	61743	3,222	3,222	3,222
WHELEN 28" LED MINI EDGE ULTRA FREEDOM W/SIREN, PA, AMP	61744	4,187	4,187	4,187
WHELEN 48" LED EDGE ULTRA FREEDOM W/SIREN, PA & AMP	61745	6,001	6,001	6,001
Mast & Arch Options				
DIVE FLAGS AND REMOVABLE MAST	07624	437	437	437
MAST FOR FLIR AND ACR LIGHT	07708	743	743	743
NATIONAL ENSIGN AND REMOVABLE MAST	07825	342	342	342
SPECIAL OPERATIONS LIGHTS WITH MAST (RED/WHITE/RED)	62213	2,227	2,227	2,227
Weather Protection Options				
CANVAS COCKPIT SUNTENT WITH 3 ALUMINUM BOWS	07659	6,767	6,767	-
CANVAS COCKPIT SUNTENT WITH ALUMINUM BOWS	62459	-	5,045	-
COVER FOR STERN SEAT	62455	267	267	-
VIGILANT CABIN VISOR SYSTEM (cabin visor & aft canvas roof extension)	62472	4,764	-	-
Towing Equipment Options				
ENGINE CRASH RAIL WITH TOW BOLLARDS AND REMOVABLE HOOP	62032	2,363	2,363	-
ENGINE CRASH RAIL - WHALER DRIVE	62031	1,975	1,975	-
PUSHER KNEE SYSTEM	62050	4,455	4,455	-
TOW POST	62001	2,395	2,395	-

Note: *STD* = standard equipment on that model
 "-" = option not applicable on that model

Challenger Vigilant GSA Pricing

Page D-6

Description	Part No.	Vigilant	Challenger	Challenger
		27'	27'	35'
TOW RAIL TOWER	82022	3,322	3,322	-
TORSIONAL TOW BAR MOUNTED TAKE UP REEL	62041	842	842	-
Divng and Rescue Equipment Options				
DAY SHAPES FOR RIAM (SPHERE-DIAMOND-SHPERE)	07114	287	287	287
DIVE / RESCUE DOOR - 34"	81801	4,404	4,404	-
CHAFE PLATE AT DIVE / RESCUE DOOR OPENING - 34"	81802	525	525	-
DIVE / RESCUE DOOR - 45"	81810	4,239	4,239	-
CHAFE PLATE AT DIVE / RESCUE DOOR OPENING - 45"	81811	568	568	-
DIVE / RESCUE DOOR - 80"	81820	4,707	4,707	-
CHAFE PLATE AT DIVE / RESCUE DOOR OPENING - 80"	81821	584	584	-
DIVE DOOR SWIMMERS 13" ALUMINUM HANDRAILS FORWARD & AFT OF DOOR (2)	81537	457	457	-
RESCUE RAILS W/DIVE DOOR (Port & Starboard)	81536	898	898	-
RESCUE RAILS (Port & Starboard)	81535	1,184	1,184	-
DIVE LADDER FOR 34" DIVE / RESCUE DOOR	81830	1,877	1,877	-
DIVE LADDER FOR 45" OR 80" DIVE / RESCUE DOOR	81832	1,511	1,511	-
WELDED ALUMINUM DIVERS TANK RACK FOR 3 BOTTLES	81841	809	809	-
REMOVABLE TRACK STYLE DIVERS TANK RACK FOR 6 BOTTLES	81842	838	838	-
FLOOR MATTING - OPEN PATTERN	81574	1,234	1,234	-
FRESHWATER SHOWER	81575	808	808	-
RAW WATER WASH DOWN SYSTEM	81576	899	899	899
Electrical Accessories Options				
4-BANK BATTERY CHARGER	04084	1,129	1,129	1,129
LOCKABLE LAPTOP COMPUTER BOX INSTALLED IN CONSOLE	08341	3,423	3,423	3,423
IUGN AIRPAX BREAKERS: 40 BRANCH CIRCUITS	07632	5,868	5,868	5,868
IUGN AIRPAX BREAKERS: 20 BRANCH CIRCUITS	07634	3,195	3,195	3,195
ICOM IC-M72 Handheld VHF with headset HS95	07449	438	438	438
D27M DUAL PURPOSE OPTIMA BATTERY (MEETS VERADO STANDARDS)	07638	250	250	250
Blige High Water Alarm with Visual Indication	07454	218	218	218
80 WATT SOLAR CHARGING SYSTEM	02818	1,515	1,515	-
24V TO 12V DC CONVERTER	02789	1,109	1,109	-
UPGRADE FLOAT SWITCH TO ULTRA SAFETY JR (EA)	07827	113	113	113
THERMO MOBILE RAD	07558	130,526	-	130,526
STAINLESS STEEL (CRES) CABLE SUPPORTS (EXCEPT IN ELECTRICAL ENCLOSURES AND CABIN/CONSOLE)	02788	913	913	-
3-BANK BATTERY CHARGER WITH EXTENSION CORD RECEPTICAL	05132	784	784	784

Note: "STD" = standard equipment on that model
 "-" = option not applicable on that model

Challenger Vigilant GSA Pricing

Page D-7

Description	Part No.	Vigilant	Challenger	Challenger
		27'	27'	35'
Portable Battery Charger	07445	210	210	210
VERADO ENGINE STARTING BATTERY (AGM-1110) REQUIRED FOR ALL VERADOS	02352	327	327	-
BATTERY SYSTEM FOR DUAL ENGINES AND TWO STARTING BATTERIES (DOES NOT INCLUDE BATTERIES)	60903	1,267	1,267	-
BATTERY SYSTEM FOR DUAL ENGINES, TWO STARTING BATTERIES AND ONE AUX BATTERY (DOES NOT INCLUDE BATTERIES)	60904	1,827	1,827	-
BATTERY SYSTEM FOR DUAL ENGINES, TWO STARTING BATTERIES AND TWO AUX BATTERIES (DOES NOT INCLUDE BATTERIES)	60905	1,979	1,979	-
MAINTENANCE FREE, WET CELL STARTING BATTERY, GROUP 24, 1000 MCA	60925	123	123	-
MAINTENANCE FREE, WET CELL DEEP CYCLE BATTERY, GROUP 27, 115 AMP HR	60926	153	153	-
OPTIMA 34M-1000 MCA (AGM) - ENGINE STARTING BATTERY	60927	247	247	-
OPTIMA D34M-870 MCA DEEP CYCLE (AGM) - AUXILIARY BATTERY	60928	275	275	-
BATTERY CHARGER FOR 1 TO 3 BANKS (REQUIRES APPROPRIATE SHORE POWER OPTION)	60950	953	953	-
SHORE POWER 110VAC/60HZ	60951	481	481	-
SHORE POWER 220VAC/60HZ	60952	832	832	-
SHORE POWER 220VAC/50HZ	60954	511	511	-
ELECTRICAL DISTRIBUTION PANEL WITH CIRCUIT BREAKERS FOR ELECTRONICS (8 BRANCH CIRCUITS)	60736	STD	STD	-
DYNAPLATE BONDING SYSTEM TO INCLUDE 6" X 16" PLATE AND CONNECTION TO CRAFT BONDING SYSTEM	60980	2,050	2,050	2,050
12 VOLT OUTLET	60740	68	68	-
5 KW GAS GENERATOR SYSTEM, INCLUDES BATTERY AND CHARGER (REQUIRES APPROPRIATE SHORE POWER OPTION)	60990	12,645	12,645	12,645
7.5 KW GAS GENERATOR SYSTEM, INCLUDES BATTERY AND CHARGER (REQUIRES APPROPRIATE SHORE POWER OPTION)	60989	13,207	13,207	13,207
18,000 BTU A/C SYSTEM, 115V 60HZ	60992	7,529	7,529	-
24000 BTU A/C SYSTEM, 230 VOLT 60 HZ	60996	-	8,888	-
Fire Fighting Equipment Options				
UPGRADE TO J1942 HOSE THROUGHOUT	07629	156	156	156
130HP FIRE PUMP SYSTEM - AFT BELOW DECK INSTALLATION	06260	49,711	49,711	-
130HP FIRE PUMP SYSTEM - AFT	07586	56,762	56,762	-
130HP FIRE PUMP SYSTEM - IN VIGILANT CABIN MECHANICAL ROOM	07095	58,011	-	-
20HP DARLEY FIRE PUMP SYSTEM - AFT MOUNT PUMP & AFT INTAKE	61902	22,184	22,184	-
52 HP FIRE PUMP SYSTEM - AFT INTAKE AFT MOUNT	61924	33,796	33,796	-
RF REMOTE MONITOR AND NOZZLE (NON-FOAMING)	61925	8,517	8,517	-
RF REMOTE NOZZLE (NON-FOAMING)	02823	2,675	2,675	-

Note: "STD" = standard equipment on that model
 "-" = option not applicable on that model

Challenger Vigilant GSA Pricing

Page D-8

Description	Part No.	Vigilant 27'	Challenger 27'	Challenger 35'
3" FIRE PUMP THRU-HULL INTAKE W/CAP	61940	1,171	1,171	-
4" FIRE PUMP THRU-HULL INTAKE W/CAP	61941	1,051	1,051	-
Special Purpose Equipment Options				
WEAPON STORAGE BOX	07029	-	-	2,725
BOW MOUNTED MK16 MOD2 TRIPOD W/ HULL REINFORCEMENT	62125	4,841	-	4,841
BOW MOUNTED GUN PLATE W/ HULL REINFORCEMENT FOR MK16 TRIPOD(Does Not Include tripod)	62120	1,903	-	1,903
NATO .50 CAL AMMO CAN MK16 TRIPOD STORAGE SHELVES FOR 5 CANS	62126	223	-	223
QUARTER MOUNTED MODIFIED MK16 MOD2 TRIPODS WITH HULL REINFORCEMENT (2 BIPODS)(requires aluminum gunwales)	62121	7,083	-	7,083
REMOVABLE QUARTER MOUNTED 7.62 mm PIPE PEDESTAL QUARTER MOUNT ASSEMBLIES (2 PEDESTALS)	62123	3,336	3,336	3,336
DECK MOUNTED NATO 7.62MM AMMO CAN RACK FOR FIVE CANS (2 RACKS/10 CANS)	62134	609	609	609
Commissioning Gear Options				
EPIRB, ACR 2874 OR EQUAL (EOD)	07821	714	714	714
Tool Kit: Tool kit with dedicated storage	07458	815	815	815
Signal Flares: Marine-type; Color: Red and White; Qty: 10 Red, 10 White	07460	822	822	822
MEDIUM LABEL PLATE PACKAGE. INCLUDES 40 SMALL PLATES (1"X2.5"), 8 MEDIUM PLATES (4"X6"), AND ONE LARGE LABEL PLATE (8"X30")	07767	6,079	6,079	6,079
MARINE DISTRESS SIGNAL KIT (12-GAUGE LAUNCHER, 4 RED AERIAL SIGNALS, 4 HANDHELD RED SIGNAL FLARES, 2 HANDHELD ORANGE SMOKE SIGNAL, AND STORAGE CASE)	07828	98	98	98
Float Away Containers: Qty: 2	07481	118	118	118
UNIQUE ITEM IDENTIFICATION LABELS	02814	752	752	752
BASIC LABEL PLATE PACKAGE. INCLUDES 20 SMALL PLATES (1"X2.5") AND 4 MEDIUM PLATES (4"X6")	07768	2,769	2,769	2,769
First Aid Kit: First Aid Kit (large) with dedicated storage.	07457	140	140	140
Binocular: Binocular with case; 7 x 50 with illuminated compass and range finding reticule; color:black	07458	243	243	243
Blank Label Plates: Additional set of blank label plates provided to be engraved in country.	07455	458	458	458
SAFETY AND COMMISSIONING PACKAGE FOR FOUR PEOPLE	62651	1,242	1,242	1,242
1200 AMP BOOSTER PACK	62699	259	259	259
TOW LINE, 5/8" X 250'	62655	428	428	428
LIFE VEST, TYPE II, BLACK, ADULT SIZE, AUTO INFLATABLE (EA)	02781	269	269	269
LIFE VEST, TYPE II, BLACK, ADULT SIZE (EA)	02782	105	105	105

Note: "STD" = standard equipment on that model
 "-" = option not applicable on that model

Challenger Vigilant GSA Pricing

Page D-9

Description	Part No.	Vigilant	Challenger	Challenger
		27'	27'	35'
MERCURY DIAGNOSTIC EQUIPMENT FOR ENGINES (PANASONIC TOUGHBOOK, SOFTWARE, AND CABLES)(REQUIRES DEALER SET-UP)	02785	6,263	6,263	6,263
PADDLE, 5', T-HANDLE, WITH DEDICATED STORAGE (EA)	02783	97	97	-
CERTIFICATION BY LICENSED PROFESSIONAL ENGINEER	02787	734	734	734
FENDER, BLACK	02779	83	83	83
ENGRAVED INSTRUCTION AND WARNING LABEL PACKAGE	60725	1,732	1,732	1,732
Aluminum Trailer Options				
ALL STAINLESS STEEL BRAKES UPGRADE	02594	1,099	1,099	1,099
LED TRAILER LIGHTS	02592	209	209	-
TRAILER BACK-UP PLATE	07681	154	154	154
HEAVY DUTY ALUMINUM TRAILER	82700	11,591	11,591	-
LE SERIES ALUMINUM TRAILER W/SPARE TIRE AND CARRIER	62791	9,816	9,816	-
PINTLE HITCH W/BRAKE ACTUATOR - ALUM. TRAILER	82730	342	342	-
DUAL PNEUMATIC CASTER WHEEL UPGRADE - ALUM. TRAILER	62703	463	463	-
TRAILER TIE DOWNS FOR BOAT TO TRAILER/TRAILER TO AIRCRAFT	82770	880	880	-
CUSTOMER SUPPLIED TRAILER SET-UP CHARGE	62775	489	489	-
TRAILER,NATO 24V LIGHTING WIRE UPGRADE	02836	1,030	1,030	-
TRLR HITCH W/ADJ PLT/LUNETTE EYE/BALL RCVR	02839	194	194	-
TRAILER MILITARY 7 PIN PLUG	02840	126	126	-
TRAILER,1 AXLE SS BRAKES/CALIPERS/CYL/PINS PER AXLE	02841	933	933	-
Gaivanized Traller Options				
HEAVY DUTY GALVANIZED TRAILER	82750	11,936	11,936	-
PINTLE HITCH W/ BRAKE ACTUATOR - GALV. TRAILER	82760	342	342	-
DUAL PNEUMATIC CASTER WHEEL UPGRADE - GALV. TRAILER	62752	369	369	-
Shipping Options				
SHIPPING CRADLE	82790	635	836	-

Note: "STD" = standard equipment on that model
 "*" = option not applicable on that model

IMPACT 2012 GSA Pricing

Description	Part No.	Impacts								
		470IM	520IM	650IM	750IM	850IM	1000IM	1100IM:	1200IM	750IMUB**
Base Boat										
470IM IMPACT BASE BOAT	470IM	15,805								
520IM IMPACT BASE BOAT	520IM		21,930							
650IM IMPACT BASE BOAT	650IM			31,827						
750IM IMPACT BASE BOAT	750IM				37,943					
850IM IMPACT BASE BOAT	850IM					43,606				
1000IM IMPACT BASE BOAT	1000IM						57,258			
1100IM IMPACT BASE BOAT	1100IM							74,287		
1200IM IMPACT BASE BOAT	1200IM								86,612	
750IM IMPACT UTILITY BOAT MID-ENGINE BASE BOAT	750IMUB									37,943
Heavy Duty Hull Equipment Options										
FULL LENGTH KEVLAR REINFORCED CUTWATER	07643			2,786	2,786	2,786	2,786	2,786	2,786	2,786
FIRE RETARDANT VINYLESTER RESIN	02595			6,093	6,093	6,419	6,963	6,963	7,725	6,093
DAVIT FOUNDATON (EOD)	07640		692	692	692	692	692	692	692	692
BOW TOWING PENDANT	07639		49	49	49	49	49	49	49	49
BOW BOARDING RAILS, REMOVABLE	06728			2,065	2,065	2,065	2,065	2,065	2,065	2,065
BOW BOARDING RAILS, PERMANENT	06729			1,233	1,233	1,233	1,233	1,233	1,233	1,233
KEVLAR REINFORCED CUTWATER	07642			3,497	3,497	3,497	3,497	3,497	3,497	3,497
ALUMINUM TRANSOM CAP ASEEMBLY FOR IB IMPACT	06224						1,416	1,416	1,416	1,209
"FULL LENGTH POLYMER/URETHANE KEEL GUARD: ABRASIVE RESISTANT BLEND OF POLYMERS AND URETHANES. FULL LENGHT ON THE KEEL, 2.5" EITHER SIDE OF KEEL"	02591				1,210	1,210	1,506	1,506	1,506	1,210
VIGILANT CABIN WITH FWD ACCESS HATCH, GUNWALE BOARDS, MODIFIED SIDE RAILS	02401						33,140	33,140		33,140

Note: "STD" = standard equipment on that model
 "*" = option not applicable on that model

Description	Part No.	Impacts								
		470IM	520IM	650IM	750IM	850IM	1000IM	1100IM:	1200IM	750IMUB**
FULL LENGTH STAINLESS STEEL CUTWATER	81641		3,315	3,315	3,315	3,315	3,315	3,315	3,315	3,315
STAINLESS STEEL BOW EYE REINFORCEMENT	81643		1,212	835	835	835	1,212	1,212	1,212	835
LIFTING EYES INTEGRATED INTO HULL STRUCTURE	81685		3,025	3,025	3,025	3,025	3,025	3,025	3,025	3,025
LIFTING SLING SET W/LOAD TEST AND CERTIFICATION DOCUMENTATION	81667		1,617	1,617	1,617	1,617	1,617	1,617	1,617	1,617
ALUMINUM TRANSOM CAP WITH 2 AFT MOORING BITS AND HANDRAIL W/FOLDABLE ENSIGN STAFF (REQUIRES FULL TRANSOM)	02778		2,041	2,041	2,041	2,041	2,041	2,041	2,041	2,041
HEAVY DUTY RECESSED FLOOR TIE DOWN (1)	81571		179	179	179	179	179	179	179	179
ELECTRIC CAPSTAN FOR DAVIT	81577									2,499
IMPACT SPLASHWELL BULKHEAD	81580		815	815	815	815	815	815	815	815
ADDITIONAL CLEATS (2)	81550		271	271	271	271	271	271	271	271
Hull Coloring, Lettering and Paint Options										
BOTTOM PAINT	82500		1,016	1,016	1,016	1,048	1,423	1,779	1,779	1,016
Collar Options										
CUSTOM COLOR NON-SLIP ON COLLAR TOP	07875		23	23	23	23	23	23	23	23
PADDLE PATCH INSTALLED ON COLLAR (EACH PADDLE)	07889		74	74	74	74	74	74	74	74
MBCS W/GROMMET STRIP ON COLLAR	04756		2,175	2,175	2,175	2,175	2,175	2,175	2,175	2,175
GROMMET STRIP ONLY (FOR FUTURE MBCS INSTALL)	07887		23	23	23	23	23	23	23	23
FOAM FILLED COLLAR UPGRADE	04754		4,800	4,800	4,800	4,800	4,800	4,800	4,800	4,800
DULL COAT ADDED TO COLLAR	07877		1,931	1,931	1,931	1,931	1,931	1,931	1,931	1,931
CUSTOM COLOR FOR IMPACT COLLAR	04753		0	0	0	0	0	0	0	0
COLLAR LINE BAGS WITH VELCRO ATTACHMENTS	05008		177	177	177	177	177	177	177	177
BOW SKIRT	02598				1,717	1,717	1,717		1,717	1,717
BASIC LABEL PLATE PACKAGE. INCLUDES 20 SMALL PLATES (1"X2.5") AND 4 MEDIUM PLATES (4"X6")	07868		1,746	1,746	1,746	1,746	1,746	1,746	1,746	1,746
ADDITIONAL HANDLE INSTALLED ON COLLAR (EA)	07888		31	31	31	31	31	31	31	31
12 VOLT COLLAR AIR INFLATION PUMP	08350		131	131	131	131	131	131	131	131
EOD FOAM/AIR HYBRID COLLAR (WING)	07985			5,454	5,454	5,454	5,454	5,454	5,454	5,454

Note: "STD" = standard equipment on that model
** = option not applicable on that model

Impact GSA Pricing

Page E-2

Description	Part No.	Impacts								
		470IM	520IM	650IM	750IM	850IM	1000IM	1100IM:	1200IM	750IMUB**
Fuel Systems Options										
760 LITER (198 GALLONS) FUEL TANK UPGRADE: MODIFIED DECK FOR ACCESSIBILITY, INSPECTION AND REPAIR.	02588				984		984	984	984	
316SS ABA HOSE CLAMPS ON FUEL HOSES	08071		68	68	68	68	68	68	68	68
Fuel Stripping pump: Manual fuel stripping pump with valve and hose barb and shutoff valve at tank, portable and located for maximum accessibility and operational convenience.	07451			397	397	397	397	397	397	397
PORTABLE FUEL STRIPPING PUMP	07628		155	155	155	155	155	155	155	155
MANUAL FUEL TANK SOUNDER	02843		765	765	765	765	765	765	765	765
Console and Steering Options										
MANUAL HYDRAULIC STEERING CREDIT (VERADO L4 ONLY)	07837			-1,228	-1,228	-1,228				
ADD CONSOLE E-BOX	07880		451	451	451	451	451	451	451	
G17 FIBERGLASS CONSOLE	60512		2,755	2,755	2,755	2,755	2,755			
J20 FIBERGLASS CONSOLE	02544				4,287	4,287	4,287	4,287	4,287	
J21 FIBERGLASS CONSOLE	60516				4,961	4,961	4,961	4,961	4,961	
PT-5 CENTER CONSOLE	88005		4,471	4,471	4,471	4,471	4,471			4,471
PT-6 CENTER CONSOLE	88008			5,625	5,625	5,625	5,625		5,625	5,625
PT-7 CENTER CONSOLE	88007				6,992	6,992	6,992		6,992	6,992
S-5 JOCKEY CONSOLE	88008		5,160	5,160	5,160	5,160	5,160			
S-7 JOCKEY CONSOLE	88009			5,750	5,750	5,750	5,750			5,750
A10 HEAVY DUTY WELDED ALUMINUM CONSOLE	60518				9,079	9,079	9,079	9,079	9,079	
HYDRAULIC TILT STEERING	81002		393	393	393	393	927	927	927	393
TWIN CYLINDER STEERING UPGRADE	81010				788	788	788	788	788	788
J21 CONSOLE FOLDING SHELF REMOVABLE	60555				353	353	353	353	353	353
Propulsion and Drive System Options										
ALUMINUM WHALER DRIVE SYSTEM (DUAL 30" SHAFTS)	07863						7,858	7,858	7,858	
ALUMINUM OUTBOARD ENGINE BRACKET W/ SWIM PLATFORM	81315				6,025	6,025	6,025		6,025	

Note: *STD* = standard equipment on that model
** = option not applicable on that model

Impact GSA Pricing

Page E-3

Description	Part No.	Impacts								
		470IM	520IM	650IM	750IM	850IM	1000IM	1100IM:	1200IM	750IMUB**
TRIM TABS - ELECTRIC W/ INDICATOR SWITCH PANEL	61601		1,073	1,073	1,073	1,073	1,073	1,073	1,073	
Engine Equipment/Installation Options										
BRP SINGLE ENGINE ICON PRERIG	08338		2,551	2,551	2,551	2,551	2,551	2,551	2,551	2,551
VIRTUAL LIFELINE - SGL O/B ENG	61472		864	864	864	864				
ULTRAJET 305 WATERJET WITH SWIM PLATFORM	06221			40,279	40,279	40,279	40,279	40,279	40,279	40,279
RACOR FUEL WATER SEPERATOR FOR INBOARD DIESEL	07942					612	612	612	612	612
PROPELLER, STAINLESS V-8'S	02678					653	653		653	
YAMAHA TRIPLE ENGINE PRERIG & COMMAND LINK PLUS DISPLAY	07129						7,474	7,474	7,474	
MERCURY MONITOR GAUGE	08337		1,466	1,466	1,466	1,466	1,466	1,466	1,466	1,466
CUMMINS 5.9L 230HP ENGINE INCL. ALL PRE-RIG & MERCUISER BRAVO TWO X STERN DRIVE , 1.50:1 RATIO	07837									49,411
VIRTUAL LIFELINE - WIRELESS LANYARD ENGINE SHUT OFF & ALARM SYSTEM	61473		924	924	924	924	924	924	924	
YAMAHA DIAGNOSTIC SOFTWARE CABLING AND LICENSING FOR THE END USER TO PERFORM MAINTENANCE (QTY. 2)	07472		744							
BRP TRIPLE ENGINE ICON PRERIG	08340						3,953	3,953	3,953	
BRP DUAL ENGINE ICON PRERIG	08339		3,279	3,279	3,279	3,279	3,279	3,279	3,279	3,279
BRP DIAGNOSTIC SOFTWARE CABLING AND LICENSING FOR THE END USER TO PERFORM MAINTENANCE (QTY. 2)	07473		888							
BRP TRIPLE ENGINE PRE-RIG	07885						6,723	6,723	6,723	
MERCURY TRIPLE ENGINE PRE-RIG	07367						10,623	10,623	10,623	
4-STROKE ENGINE BREAK-IN AND INITIAL MAINTENANCE	07612		1,601	1,601	1,601	1,601	1,601	1,601	1,601	
MERCURY DUAL ENGINE VERADO PRE-RIG W/DTS & SMARTCRAFT	61441			6,611	6,611	6,611	7,298		7,298	
MERCURY SINGLE ENGINE PRE-RIG W/O GAUGES	61420		983	983	983	983				
MERCURY SINGLE ENGINE OPTIMAX PRE-RIG W/DTS & SMARTCRAFT	61442		2,970	2,970	2,970	2,970				
MERCURY SINGLE ENGINE VERADO PRE-RIG W/DTS & SMARTCRAFT	61440		4,022	4,022	4,022	4,022				

Note: "STD" = standard equipment on that model
 "-" = option not applicable on that model

Description	Part No.	Impacts								
		470IM	520IM	650IM	750IM	850IM	1000IM	1100IM	1200IM	750IMUB**
MERCURY DUAL ENGINE PRE-RIG W/O GAUGES	61421			1,865	1,865	1,865	1,865	1,865	1,865	
YAMAHA DUAL ENGINE PRERIG ("DEC" ONLY)	02337			4,023	4,023	4,023	4,023	4,023	4,023	
3 GALLON MERCURY OIL TANK	61430		442	442	442	442	442	442	442	
BRP DIAGNOSTIC EQUIPMENT FOR ENGINES (PANASONIC TOUGHBOOK, SOFTWARE, AND CABLES)	02786		6,263	6,263	6,263	6,263	6,263	6,263	6,263	6,263
YAMAHA DIAGNOSTIC EQUIPMENT FOR ENGINES (PANASONIC TOUGHBOOK, SOFTWARE, AND CABLES)	02784		6,106	6,106	6,106	6,106	6,106	6,106	6,106	
HONDA SINGLE ENGINE PRE-RIG W/O GAUGES	61416		1,227	1,227	1,227	1,227				
HONDA DUAL ENGINE PRE-RIG W/O GAUGES	61417			2,178	2,178	2,178	2,178		2,178	
YAMAHA SINGLE ENGINE PRE-RIG W/O GAUGES	61418		1,291	1,291	1,291	1,291				
YAMAHA DUAL ENGINE PRE-RIG: Includes (1) TACH & (1) FUEL MANAGE GAUGE	61419			2,727	2,727	2,727	2,727		2,727	2,727
3 GALLON YAMAHA OIL TANK	61425		423	423	423	423	423	423	423	
BOMBARDIER SINGLE ENGINE PRE-RIG W/O GAUGES	61422		1,125	1,125	1,125	1,125				
BOMBARDIER DUAL ENGINE PRE-RIG W/O GAUGES	61423			2,431	2,431	2,431	2,431	2,431	2,431	
BRP E-TEC DUAL ENGINE I-COMMAND DIGITAL GAUGES	61445				4,153	4,153	4,153	4,153	4,153	
3 GALLON BOMBARDIER OIL TANK	61428		515	515	515	515	515		515	515
RACOR FUEL/WATER SEPARATOR UPGRADE (1)	61470		223	223	223	223	223	223	223	
SINGLE ENGINE INSTALLATION & PERFORMANCE VERIFICATION	61401		590	590	590	590				
DUAL ENGINE INSTALLATION & PERFORMANCE VERIFICATION	61402			1,175	1,175	1,175	1,175	1,175	1,175	1,175
PROPELLER, STAINLESS V-4's	61496		386	386	386	386				
PROPELLER, STAINLESS V-6's	61499		491	491	491	491	491	491	491	491
BUILDERS TRIALS & SYSTEMS CHECK WITH CUSTOMER AT EC FACILITY	62601		1,952	2,261	2,261	2,261	2,492	2,492	2,492	
Gauge and Light Options										
Deck lights (Dimmable LED); Interior deck lighting (12 Vdc); Combination LED lights (red and white lighting). Note: Light switch control should be three-way (White-Off-Red)	07444				216	216	216	216	216	216

Note: *STD* = standard equipment on that model
 ** = option not applicable on that model

Impact GSA Pricing

Page E-5

Description	Part No.	Impacts								
		470IM	520IM	650IM	750IM	850IM	1000IM	1100IM:	1200IM	750IMUB**
Flush-mounted port and starboard scene lights (Dimmable LED) Color: Red (Night Vision) and White	07450		189	189	189	189	189	189	189	189
UNDERWATER LED LIGHTS	78040		1,774	1,774	1,774	1,774	1,774	1,774	1,774	1,774
BRP E-TEC SINGLE ENGINE I-COMMAND DIGITAL GAUGES	61448		1,479	1,479	1,479	1,479				
BRP E-TEC DUAL ENGINE I-COMMAND DIGITAL GAUGES	61449				2,007	2,007	2,007	2,007	2,007	2,007
YAMAHA COMMAND LINK PLUS DISPLAY UPGRADE	07477				777	777	777	777	777	
YAMAHA DUAL ENG GAUGE PACKAGE ("DEC" ONLY)	02339			1,402	1,402	1,402	1,402	1,402	1,402	
MERCURY SINGLE ENGINE ANALOG GAUGE PACKAGE	60701		298	298	298	298				298
MERCURY DUAL ENGINE ANALOG GAUGE PACKAGE	60702			591	591	591	591	591	591	
MERCURY SINGLE ENGINE SMARTCRAFT GAUGE PACKAGE	60703		932	932	932	932				
MERCURY DUAL ENGINE SMARTCRAFT GAUGE PACKAGE	60704			1,716	1,716	1,716	1,716		1,716	
MERCURY SGL ENGINE VESSEL VIEW GAUGE PACKAGE - OPTI	60741		1,623	1,623	1,623	1,623				
MERCURY DUAL ENGINE VESSEL VIEW GAUGE PACKAGE - OPTI	60744			2,319	2,319	2,319	2,319	2,319	2,319	
VESSEL VIEW GAUGE UPGRADE - SGL ENG VERADO	61446		631	631	631	631				
VESSEL VIEW GAUGE UPGRADE - DUAL ENG VERADO	61447			567	567	567	567	567	567	
MERCURY OIL TANK LEVEL GAUGE (1)	60700		214	214	214	214	214	214	214	
MERCURY SPEEDOMETER (1)	60713		162	162	162	162	162	162	162	
MERCURY WATER PRESSURE GAUGE (1)	60711		130	130	130	130	130	130	130	
PUSH TO START PANEL UPGRADE - DUAL ENGINE	60729			561	561	561	561	561	561	561
YAMAHA SINGLE ENGINE GAUGE PACKAGE: Includes (1) TACH & (1) SPEEDOMETER	60709		1,041	1,041	1,041	1,041				
YAMAHA DUAL ENGINE GAUGE PACKAGE: Includes (1) TACH & (1) SPEEDOMETER	60710			1,102	1,102	1,102	1,102		1,102	
YAMAHA WATER TEMPERATURE GAUGE (1)	60717		247	247	247	247	247	247	247	
YAMAHA WATER PRESSURE GAUGE (1)	60718		212	212	212	212	212	212	212	

Note: *STD* = standard equipment on that model
** = option not applicable on that model

Impact GSA Pricing

Page E-6

Description	Part No.	Impacts								
		470IM	520IM	650IM	750IM	850IM	1000IM	1100IM:	1200IM	750IMUB**
YAMAHA HOURMETER (1)	60718		292	292	292	292	292	292	292	
YAMAHA FUEL MANAGEMENT GAUGE	60734				1,035	1,035	1,035	1,035	1,035	
HONDA SINGLE ENGINE GAUGE PACKAGE	60707		392	392	392	392				
HONDA DUAL ENGINE GAUGE PACKAGE	60708			858	858	858	858	858	858	
HONDA WATER PRESSURE GAUGE (1)	60715		187	187	187	187	187	187	187	
BOMBARDIER SINGLE ENGINE GAUGE PACKAGE	60705		339	339	339	339				
BOMBARDIER DUAL ENGINE GAUGE PACKAGE	60706			611	611	611	461	461	461	
BOMBARDIER SPEEDOMETER (1)	60722		166	166	166	166	166	166	166	
BOMBARDIER WATER PRESSURE GAUGE (1)	60720		151	151	151	151	151	151	151	
BOMBARDIER OIL LEVEL GAUGE	60739		139	139	139	139	139	139	139	
BOW DOCKING LIGHTS	60760				896	896	896	896	896	896
FLOODLIGHT (1)	60763		188	188	188	188	188	188	188	188
SPOTLIGHT, HANDHELD W/ BASE AND 12-VOLT OUTLET	60755		292	292	292	292	292	292	292	292
COCKPIT LIGHT - RED (1)	60764		151	151	151	151	151	151	151	
Navigation and Safety Options										
BILGE BLOWER	02602				338	338	338		338	338
COMPASS, RITCHIE HELMSMAN (flush/gimbal mount)	60743		215	215	215	215	215	215	215	215
COMPASS, RITCHIE NAVIGATOR (flush mount)	60745		322	322	322	322	322	322	322	322
COMPASS, KVH AZIMUTH 1000 DIGITAL FLUXGATE	60750		553	553	553	553	553	553	553	553
PREMIUM SINGLE TRUMPET ELECTRIC HORN	60781				329	329	329	329	329	329
SPOTLIGHT, ACR REMOTE CONTROL 80,000 CP	60758		1,365	1,365	1,365	1,365	1,365	1,365	1,365	1,365
5LB FIRE EXTINGUISHER UPGRADE	61598		126	126	126	126	126		126	126
MANUAL BILGE PUMP, DIAPHRAM PUMP W/OVERBOARD DISCHARGE	62658				647	647	647		647	647
Cabin Options										
EOD CABIN	07646					37,378	37,378	37,378	37,378	
HVAC SYSTEM FOR EOD CABIN	07652					10,240	10,240	10,240	10,240	
RACKS & SHELVES FOR EOD CABIN	07649					2,514	2,514	2,514	2,514	

Note: *STD* = standard equipment on that model
 ** = option not applicable on that model

Description	Part No.	Impacts								
		470IM	520IM	650IM	750IM	850IM	1000IM	1100IM:	1200IM	750IMUB**
C-130 TRANSPORTABILITY UPGRADE FOR EOD CABIN	07650					6,303	6,303	6,303	6,303	
BOAT HOOK PATCHES INSTALLED ON COLLAR (EACH BOAT HOOK)	07671		59	59	59	59	59	59	59	59
EXTRA UV PROTECTIVE COATING ADDED TO COLLAR	07676		1,081	1,081	1,081	1,081	1,081	1,081	1,081	1,081
HEAD SYSTEM FOR EOD CABIN	07651					1,279	1,279	1,279	1,279	
Seating Options										
SHOXS-2000 (EA) SEATBOX MOUNT HELM/CREW SEAT	08154		6,081	6,081	6,081	6,081	6,081	6,081	6,081	6,081
SHOXS-8300 (BANK OF 3) BULKHEAD MOUNT STOWABLE TROOP SEATS	08168		7,560	7,560	7,560	7,560	7,560	7,560	7,560	7,560
SHOXS-8200 (BANK OF 2) BULKHEAD MOUNT STOWABLE TROOP SEATS	08165		5,040	5,040	5,040	5,040	5,040	5,040	5,040	5,040
SHOXS-8100 (EA) BULKHEAD MOUNT STOWABLE TROOP SEAT	08164		2,520	2,520	2,520	2,520	2,520	2,520	2,520	2,520
SHOXS-8500 (EA) DECK MOUNTED W/ 10" TRAVEL, 16" HEIGHT ADJUSTMENT	06536		12,800	12,800	12,800	12,800	12,800	12,800	12,800	12,800
SHOXS-8300 (EA) BULKHEAD MOUNT SEAT	08163		3,985	3,985	3,985	3,985	3,985	3,985	3,985	3,985
SHOXS-8150 (EA) 10 DEGREE BULKHEAD MOUNT SEAT 18" HEIGHT ADJUST	08161		6,675	6,675	6,675	6,675	6,675	6,675	6,675	6,675
SHOXS-8155 (EA) 10 DEGREE BULKHEAD MOUNT SEAT 8" HEIGHT ADJUST	08162		6,230	6,230	6,230	6,230	6,230	6,230	6,230	6,230
SHOXS-5500 (EA) DECK MOUNT LOW PROFILE JOCKEY SEAT ON VERTICAL STAB UNIT	08159		5,265	5,265	5,265	5,265	5,265	5,265	5,265	5,265
SHOXS-5400 (EA) DECK MOUNT LOW PROFILE JOCKEY SEAT	08158		4,686	4,686	4,686	4,686	4,686	4,686	4,686	4,686
SHOXS-5100 (EA) FOLDING REAR SADDLE SEAT	08157		7,929	7,929	7,929	7,929	7,929	7,929	7,929	7,929
SHOXS-4150 (EA) DECK MOUNT HIGH PERFORMANCE SEAT	08155		14,175	14,175	14,175	14,175	14,175	14,175	14,175	14,175
SHOXS-1628 FOOTREST (EA) FOR BULKHEAD SEATS	08170		819	819	819	819	819	819	819	819
SHOXS SEATING (EOD)	07986					15,232				
SHOXS SEAT INSTALLATION, FLOOR-MOUNT (PER SEAT)	08171		405	405	405	405	405	405	405	405
SHOXS SEAT INSTALLATION, BULKHEAD-MOUNT, INCLUDES BULKHEAD (PER SEAT)	08172		1,133	1,133	1,133	1,133	1,133	1,133	1,133	1,133

Note: "STD" = standard equipment on that model
"-" = option not applicable on that model

Description	Part No.	Impacts								
		470IM	520IM	650IM	750IM	850IM	1000IM	1100IM	1200IM	750IMUB**
PT-7D SEAT: TUBULAR SEAT WITH FOLD-UP SEATS	08547		3,109	3,109	3,109	3,109	3,109	3,109	3,109	3,109
Gunner seating: Removable combination seat/bolster forward of the console. (Purpose is for the gunner at the gun foundation). Ensure space is available so that the gunner can step into working circle of gun when in firing position.	07441				1,174	1,174	1,174	1,174	1,174	1,174
DOUBLE MODULAR SEAT WITH HINGED STORAGE	07289		2,160	2,160	2,160	2,160	2,405	2,160	2,160	2,160
Coxswain and Navigator Seating: Coxswain and Navigator Seating: Provide permanently installed, adjustable high-performance combination seat/bolster for coxswain and navigator (minimum 15" (375mm) clearance between helm and bolster) with arm rests and seat	07439				2,981	2,981	2,981	2,981	2,981	2,981
SHOXS-9000 (EA) DECK MOUNTED POD STYLE SEAT	08187		11,640	11,640	11,640	11,640	11,640	11,640	11,640	11,640
SHOXS-4800 (EA) DECK MOUNT HIGHPERFORMANCE SEAT W/FORE/AFT ADJUSTMENT	08156		18,459	18,459	18,459	18,459	18,459	18,459	18,459	18,459
SHOXS DUAL2 STANDARD (EA) DATA LOGGER	08188		3,415	3,415	3,415	3,415	3,415	3,415	3,415	3,415
SINGLE LOW BACK BOSTROM PEDESTAL SEAT WITH ARMRESTS	81116			1,338	1,338	1,338	1,338	1,338	1,338	1,338
SINGLE MODULAR SEAT WITH HINGED STORAGE	08546		2,002	2,002	2,002	2,002	2,002	2,002	2,002	2,002
Tactical Personnel Seating: Provide permanently installed, adjustable, high-performance combination seat/bolster with arm rests and seat belts that will allow the eight (8) personnel to wear tactical gear while seated and underway and at the same time mi	07440				15,226	15,226	15,226	15,226	15,226	15,226
SHOXS DUAL2 PREMIUM (EA) DATA LOGGER W/ ELECTRO-HYDRAULIC RIDE HEIGHT ADJUSTMENT	08169		4,985	4,985	4,985	4,985	4,985	4,985	4,985	4,985
ULLMAN ATLANTIC SEAT	2521				15,134	15,134	15,134	15,134	15,134	15,134
SHOXS-6100 (EA) VERTICAL BULKHEAD MOUNT SEAT	08160		4,900	4,900	4,900	4,900	4,900	4,900	4,900	4,900
ULLMAN BISCAYA SEAT W/FIBERGLASS BASE	2520				6,098	6,098	6,098	6,098	6,098	6,098
DUAL PEDESTAL SEATS WITH ARMREST	81103			1,450	1,450	1,450	1,450	1,450	1,450	1,450
S-7D BACKREST SEAT	68014			4,578	4,578	4,578	4,578	4,578	4,578	4,578
PT-7M FOLDING BACKREST SEAT	88011			3,868	3,868	3,868	3,868	3,868	3,868	3,868
DOUBLE MODULAR SEAT	68013			2,077	2,077	2,077	2,077	2,077	2,077	2,077

Note: "STD" = standard equipment on that model
 "*" = option not applicable on that model

Impact GSA Pricing

Page E-9

Description	Part No.	Impacts								
		470IM	520IM	650IM	750IM	850IM	1000IM	1100IM:	1200IM	750IMUB**
30" R6 ALUM LEANING POST W/ DOOR	81132		1,601	1,601	1,601	1,601	1,601	1,601	1,601	
30" R6 ALUM LEANING POST W/ DOOR, BACKREST & FOOTREST	81112		1,826	1,826	1,826	1,826	1,826	1,826	1,826	
30" R6 ALUM LEANING POST W/ DOOR, & AFT STORAGE BOX	81135		2,284	2,284	2,284	2,284	2,284	2,284	2,284	
30" R6 ALUM LEANING POST W/ DOOR, AFT STORAGE BOX & BACKREST	81134		2,707	2,707	2,707	2,707	2,707	2,707	2,707	
36" R6 ALUM LEANING POST W/ DOOR	81115				1,698	1,698	1,698	1,698	1,698	1,698
36" R6 ALUM LEANING POST W/ DOOR, BACKREST, FOOTREST	81117				1,868	1,868	1,868	1,868	1,868	1,868
36" R6 ALUM LEANING POST W/ AFT STORAGE BOX	81113				2,258	2,258	2,258	2,258	2,258	2,258
36" R6 ALUM LEANING POST W/DOOR, AFT STORAGE BOX & BACKREST	81114				2,536	2,536	2,536	2,536	2,536	2,536
36" ALUM LEANING POST W/ STORAGE BOX & AMMO CAN EXT. LID	81133				2,834	2,834	2,834	2,834	2,834	2,834
36" ALUM LEANING POST W/ DOORS, GRABRAIL, GUNRACK/STRGE	81122				3,175	3,175	3,175	3,175	3,175	3,175
36" ALUM LEANING POST W/ DOORS, GRABRAIL, GUNRACK/STRGE, BLSTR	81123				3,952	3,952	3,952	3,952	3,952	3,952
TUBULAR ALUMINUM LEANING POST W/ GRABRAIL - 36"	81120			929	929	929	929	929	929	929
Deck Cooler/Utility Box Options										
WATERTIGHT STORAGE COMPARTMENT UPGRADE	07841				220	220	220	220	220	220
MEDIUM FRP DECK UTILITY BOX WITH CUSHION	62311				1,203	1,203	1,203	1,203	1,203	1,203
60" ALUM DECK UTILITY BOX WITH CUSHION	62314				1,361	1,361	1,361	1,361	1,361	1,361
Law Enforcement Equipment Options										
6" LED AMBER BEACON LIGHT	05131		663	663	663	663	663	663	663	663
IR STROBE AND LIGHT CONTROLLER	07817		8,514	8,514	8,514	8,514	8,514	8,514	8,514	8,514
LED LIGHT SERIES 400 BLUE (QTY 1)	81733		414	414	414	414	414		414	414
LED LIGHT SERIES 400 RED (QTY 1)	81734		344	344	344	344	344		344	344
LED LIGHT SERIES 600 BLUE (QTY 1)	81735		266	266	266	266	266		266	266
LED LIGHT SERIES 600 RED (QTY 1)	81736		266	266	266	266	266		266	266
STREAMLINED SIREN W/ AMPLIFIER	81715		1,537	1,537	1,537	1,537	1,537		1,537	1,537

Note: "STD" = standard equipment on that model
** = option not applicable on that model

Description	Part No.	Impacts								
		470IM	520IM	650IM	750IM	850IM	1000IM	1100IM:	1200IM	750IMUB**
FLUSH MOUNT SIREN W/ AMP	61701		1,493	1,493	1,493	1,493	1,493		1,493	1,493
FLUSH MOUNT STROBE W/ BUILT-IN SIREN & AMP	61702		2,352	2,352	2,352	2,352	2,352		2,352	2,352
WHELEN 28" LED MINI EDGE ULTRA FREEDOM W/SIREN, PA, AMP	61744		4,187	4,187	4,187	4,187	4,187		4,187	4,187
WHELEN 48" LED EDGE ULTRA FREEDOM W/SIREN, PA & AMP	61745		6,001	6,001	6,001	6,001	6,001		6,001	6,001
Mast & Arch Options										
TELESCOPING TOWING LED LIGHT MAST	07623				1,800	1,800	1,800	1,800	1,800	1,800
MAST FOR FLIR AND ACR LIGHT	07706				743	743	743	743	743	743
NATIONAL ENSIGN AND REMOVABLE MAST	07625		342	342	342	342	342	342	342	342
TELESCOPING RIAM LED LIGHT MAST	07622				2,540	2,540	2,540	2,540	2,540	2,540
"MULTI-PURPOSE MAST:INCLUDES LIGHTS FOR RIAM (RED-WHITE-RED) AND TOWING (WHITE-AMBER), D-RINGS FOR DAY SHAPES AND FLAGS"	02597				2,367	2,367	2,367	2,367	2,367	2,367
DIVE FLAGS AND REMOVABLE MAST	07624		437	437	437	437	437	437	437	437
SPECIAL OPERATIONS LIGHTS WITH MAST (RED/WHITE/RED)	62213									2,227
STROBE & FLOODLIGHT MAST (aft of seat)(requires aluminum leaning post)	62201		1,030	1,030	1,030	1,030	1,030	1,030	1,030	1,030
STROBE & FLOODLIGHT MAST (deck mount with aft bulkhead clamp)	62202				1,030	1,030	1,030	1,030	1,030	1,030
STROBE & FLOODLIGHT MAST, L/P W/BACKREST	62203		1,247	1,247	1,247	1,247	1,247	1,247	1,247	1,247
RADAR MAST	62106				1,587	1,587	1,587	1,587	1,587	1,587
NAVIGATION FRAME	66017		2,542		2,542	2,542	2,542	2,542	2,542	2,542
NAVIGATION FRAME	66019			3,757	3,757	3,757	3,757	3,757	3,757	3,757
Weather Protection Options										
WINDOW UPGRADE TO TEMPERED GLASS AND METAL FRAME	07644				2,497	2,497				2,497
FIBERGLASS VIGILANT CABIN	04746					23,412	23,412	23,412	23,412	
AFT DECK WEATHER CURTAIN SET (EOD)	07638					5,807				
AFT SUNTENT & WEATHER CURTAINS FOR EOD CABIN	07653					6,867	6,867	6,867	6,867	

Note: "STD" = standard equipment on that model
 "*" = option not applicable on that model

Impact GSA Pricing

Page E-11

Description	Part No.	Impacts								
		470IM	520IM	650IM	750IM	850IM	1000IM	1100IM	1200IM	750IMUB**
Heavy Duty Collapsible T-Top and Center Console: Stand-up console to include storage and collapsible safety glass windshield. Includes handrails, access hatch and doors. Console design to maximize use of interior for stowage. Maximize access and include	07443				10,973	10,973	10,973	10,973	10,973	10,973
CANVAS COCKPIT SUNTENT WITH 3 ALUMINUM BOWS	07859				6,767	6,767	6,767	6,767	6,767	6,767
SUNTOP WITH BOOT	82470		1,649	1,649	1,649	1,649	1,649	1,649	1,649	1,649
G17 HVY DUTY T-TOP W/RADIO BOX WITH LOCKABLE DOOR	80801			5,586	5,586	5,586				5,586
J20 HEAVY DUTY T-TOP W/RADIO BOX WITH LOCKABLE DOOR	60816				6,632	6,632	6,632	6,632	6,632	6,632
HEAVY DUTY T-TOP A-10 ALUM CONSOLE	60818				6,723	6,723	6,723	6,723	6,723	6,723
ALUMINUM CONSOLE WINDSHIELD T-TOP WITH OVERHEAD ELECTRONICS BOX (A10/A12 Console)	60822				11,156	11,156	11,156	11,156	11,156	11,156
CANVAS COVER FOR ALUMINUM R6 LEANING POST	62429		288	288	288	288	288	288	288	288
CANVAS COVER FOR HEAVY DUTY ALUMINUM LEANING POST WITH BACKREST	62432		417	417	417	417	417	417	417	417
CANVAS COVER FOR HEAVY DUTY ALUMINUM LEANING POST WITH STORAGE BOX	62433		477	477	477	477	477	477	477	477
CANVAS COVER FOR HEAVY DUTY ALUMINUM LEANING POST WITH STORAGE BOX & BACKREST	62434		568	568	568	568	568	568	568	568
CANVAS COVER FOR ALUMINUM LEANING POST WITH GUNRACK AND STORAGE SHELVES	62431		417	417	417	417	417	417	417	417
CANVAS COVER FOR FIBERGLASS CONSOLE WITHOUT T-TOP	62401		560	560	560	679	833	833	833	560
CANVAS COVER FOR FIBERGLASS CONSOLE WITH T-TOP	62403		617	617	617	772	926	926	926	617
CANVAS COVER FOR ALUMINUM CONSOLE	62404				459	459	459	459	459	459
CANVAS MOORING COVER	62471		2,777	3,241	3,241	3,842	4,090	4,090	4,090	3,781
Towing Equipment Options										
ALUMINUM TOW POST FOR IB IMPACT	06232									1,048
ELECTRIC TOW WINCH FOR EOD CABIN	07857					47,485	47,485	47,485	47,485	
TOWING A-FRAME FOR EOD CABIN	07858					10,945	10,945	10,945	10,945	

Note: *STD* = standard equipment on that model
** = option not applicable on that model

Description	Part No.	Impacts								
		470IM	520IM	650IM	750IM	850IM	1000IM	1100IM:	1200IM	750IMUB**
ENGINE CRASH RAIL WITH TOW BOLLARDS AND REMOVABLE HOOP	62032		1,654	1,654	1,654	2,363	2,363	2,363	2,363	1,654
BOW SAMSON POST	88015			2,250	2,250	2,250	2,250	2,250	2,250	2,250
TOW POST	82001		1,713	1,713	2,036	2,036	2,395	2,395	2,395	2,036
TOW RAIL TOWER	82022			3,322	3,322	3,322	3,322	3,322	3,322	3,322
TOW RAIL W/ ACCESSORY ATTACHMENT POINTS, IMPACT RIBS ONLY	02845		3,867	3,867	3,867	3,867	3,867	3,867	3,867	3,867
Diving and Rescue Equipment Options										
LED FLOODLIGHT (EA)	02800				920	920	920	920	920	920
"FLAGS FOR MULT-PURPOSE MAST: ALPHA SIGNAL FLAG, RECREATIONAL DIVE FLAG AND NATIONAL ENSIGN"	02807				132	132	132	132	132	132
DAY SHAPES FOR RIAM (SPHERE-DIAMOND-SHPERE)	02808				209	209	209	209	209	209
DAY SHAPES FOR RIAM (SPHERE-DIAMOND-SHPERE)	07114		267	267	267	267	267	267	267	267
DIVE BOTTLE RACK (FOR TOW RAIL)	02809				984	984	984	984	984	984
TUBE MOUNTED FRP BOX W/SWIM LADDER	02545			2,431	2,431	2,431	2,431	2,431	2,431	2,431
DIVE BOTTLE RACK (FOR SPLASHWELL BULKHEAD)	68018				3,100	3,100	3,100	3,100	3,100	3,100
FLOOR MATTING - OPEN PATTERN	61574		698	833	833	1,234	1,437	1,437	1,591	833
Electrical Accessories Options										
D27M DUAL PURPOSE OPTIMA BATTERY (MEETS VERADO STANDARDS)	07636		250	250	250	250	250	250	250	250
ICOM IC-M72 Handheld VHF with headset HS95	07449		436	436	436	436	436	436	436	436
GENSET - CABIN WESTERBEKE (EOD)	07981					14,548	14,548	14,548	14,548	
120V OUTLETS (2)	07982				258	258	258	258	258	258
IUGN AIRPAX BREAKERS: 30 BRANCH CIRCUITS (EOD)	07633				4,803	4,803	4,803	4,803	4,803	4,803
IEEE WIRING UPGRADE	02589				8,355	8,461	8,640	8,640	8,890	8,355
EOD RIGGING FOR PRC-117	07630				11,545	11,545	11,545	11,545	11,545	11,545
EOD RIGGING FOR DAGR	07631				2,107	2,107	2,107	2,107	2,107	2,107
EOD AIRPAX BREAKERS UPGRADE (NO FUSES)	02619				3,489	3,489	3,489	3,489	3,489	3,489
ELECTRONIC BILGE PUMP 2000 GPM 24 VDC	07941			52	52		52	52	52	52

Note: "STD" = standard equipment on that model
 "*" = option not applicable on that model

Description	Part No.	Impacts								
		470IM	520IM	650IM	750IM	850IM	1000IM	1100IM:	1200IM	750IMUB**
IFF SYSTEM FOR EOD CABIN	07654					1,591	1,591	1,591	1,591	
IUGN AIRPAX BREAKERS: 40 BRANCH CIRCUITS	07632				5,868	5,868	5,868	5,868	5,868	5,868
LOCKABLE LAPTOP COMPUTER BOX INSTALLED IN CONSOLE	08341		3,423	3,423	3,423	3,423	3,423	3,423	3,423	3,423
Bilge High Water Alarm with Visual Indication	07454		216	216	216	216	216	216	216	216
BILGE BLOWER ATTWOOD TURBO	07884			354	354	354	354	354	354	354
Portable Battery Charger	07445		210	210	210	210	210	210	210	210
STAINLESS STEEL (CRES) CABLE SUPPORTS (EXCEPT IN ELECTRICAL ENCLOSURES AND CABIN/CONSOLE)	02788		913	913	913	913	913	913	913	913
THERMO MOBILE RAD	07558						130,526	130,526	130,526	
80 WATT SOLAR CHARGING SYSTEM	02616		1,515	1,515	1,596	1,515	1,515	1,515	1,515	1,515
4-BANK BATTERY CHARGER	04084					1,129	1,129	1,129	1,129	
24V TO 12V DC CONVERTER	02769		1,109	1,109	1,109	1,109	1,109	1,109	1,109	1,109
120V AC DISTRIBUTION SYSTEM FOR EOD CABIN	07658					6,250	6,250	6,250	6,250	
UPGRADE FLOAT SWITCH TO ULTRA SAFETY JR (EA)	07627		113	113	113	113	113	113	113	113
IUGN AIRPAX BREAKERS: 20 BRANCH CIRCUITS	07634				3,195	3,195	3,195	3,195	3,195	3,195
3-BANK BATTERY CHARGER WITH EXTENSION CORD RECEPTICAL	05132		784	784	784	784	784	784	784	784
BATTERY SYSTEM FOR SINGLE ENGINE AND ONE STARTING BATTERY (DOES NOT INCLUDE BATTERIES)	60801		492	492	492					492
VERADO ENGINE STARTING BATTERY (AGM- 1110) REQUIRED FOR ALL VERADOS	02352		327	327	327	327	327	327	327	327
BATTERY SYSTEM FOR SINGLE ENGINE, ONE STARTING BATTERY AND ONE AUX BATTERY (DOES NOT INCLUDE BATTERIES)	60802		877	877	877					877
BATTERY SYSTEM FOR DUAL ENGINES, TWO STARTING BATTERIES AND ONE AUX BATTERY (DOES NOT INCLUDE BATTERIES)	60804			1,827	1,827	1,827	1,827	1,827	1,827	
BATTERY SYSTEM FOR DUAL ENGINES, TWO STARTING BATTERIES AND TWO AUX BATTERIES (DOES NOT INCLUDE BATTERIES)	60905					1,979	1,979	1,979	1,979	
MAINTENANCE FREE, WET CELL STARTING BATTERY, GROUP 24, 1000 MCA	60825		123	123	123	123	123	123	123	123

Note: "STD" = standard equipment on that model
** = option not applicable on that model

Description	Part No.	Impacts								
		470IM	520IM	650IM	750IM	850IM	1000IM	1100IM:	1200IM	750IMUB**
MAINTENANCE FREE, WET CELL DEEP CYCLE BATTERY, GROUP 27, 116 AMP HR	60928		153	153	153	153	153	153	153	153
OPTIMA 34M-1000 MCA (AGM) - ENGINE STARTING BATTERY	60927		247	247	247	247	247	247	247	247
OPTIMA D34M-870 MCA DEEP CYCLE (AGM) - AUXILIARY BATTERY	60928		275	275	275	275	275	275	275	275
BATTERY CHARGER FOR 1 TO 3 BANKS (REQUIRES APPROPRIATE SHORE POWER OPTION)	60950		953	953	953	953	953	953	953	953
SHORE POWER 110VAC/60HZ	60951		481	481	481	481	481	481	481	481
SHORE POWER 220VAC/60HZ	60952			832	832	832	832	832	832	832
SHORE POWER 220VAC/50HZ	60954			511	511	511	511	511	511	511
EXTENDED SWITCH PANEL UPGRADE - BILGE/NAV/6 AUX	60737		349	349	349	349	349	349	349	349
ELECTRICAL DISTRIBUTION PANEL WITH CIRCUIT BREAKERS FOR ELECTRONICS (8 BRANCH CIRCUITS)	60738		434	434	434	434	434	434	434	434
DYNAPLATE BONDING SYSTEM TO INCLUDE 6" X 18" PLATE AND CONNECTION TO CRAFT BONDING SYSTEM	60980				2,050	2,050	2,050	2,050	2,050	2,050
UPGRADED SWITCH PANEL TO INCLUDE AIRPAX CIRCUIT BREAKERS	60724				1,905	1,905	1,905	1,905	1,905	1,905
12 VOLT OUTLET	60740		68	68	68	68	68	68	68	68
Fire Fighting Equipment Options										
UPGRADE TO J1942 HOSE THROUGHOUT	07629		156	156	156	156	156	156	156	156
Special Purpose Equipment Options										
Gun Foundation: Gun foundation at the bow, for .50 Caliber Model M2HB Flex and/or 7.62 240G machine guns, to include Mk-93, MOD-4 weapon mount with ballistic shield and a Mk16, MOD-9 tripod and stand. Foundation must be able to withstand all applicable re	07463				7,560	7,560	7,560	7,560	7,560	7,560
AFT WEAPON MOUNT ADDED TO TOW RAIL	07655				1,430	1,430	1,430	1,430	1,430	1,430
BOAT-TO-AIRCRAFT TIEDOWNS INSTALLED ON BOAT	07647			1,909	1,909	1,909	1,909	1,909	1,909	1,909
Weapon Mount Cover: Canvas, velcro cover for .50 Caliber Model M2HB Flex and/or 7.62 240G machine guns. Color: Black	07464				306	306	306	306	306	306

Note: "STD" = standard equipment on that model
"-" = option not applicable on that model

Description	Part No.	Impacts								
		470IM	520IM	650IM	750IM	850IM	1000IM	1100IM:	1200IM	750IMUB**
IMPACT BOW GUN POST	07788			2,161	2,161	2,161	2,161	2,161	2,161	2,161
EOD TECHNICAL DATA PACKAGE	07813					1,336				
316SS HARDWARE THROUGHOUT	07845				430	430	831	831	831	430
BOW MOUNTED MK18 MOD2 TRIPOD W/ HULL REINFORCEMENT	62125		4,841	4,841	4,841	4,841	4,841	4,841	4,841	4,841
BOW MOUNTED GUN PLATE W/ HULL REINFORCEMENT FOR MK18 TRIPOD(Does Not Include tripod)	62120		1,903	1,903	1,903	1,903	1,903	1,903	1,903	1,903
NATO .50 CAL AMMO CAN MK18 TRIPOD STORAGE SHELVES FOR 5 CANS	62128		223	223	223	223	223	223	223	223
DECK MOUNTED NATO 7.62MM AMMO CAN RACK FOR FIVE CANS (2 RACKS/10 CANS)	62134		609	609	609	609	609	609	609	609
Commissioning Gear Options										
SHAEFER T-TRACK SLIDE RAIL TIEDOWN SYSTEM	07820				2,466	2,466	2,466	2,466	2,466	2,466
UNIQUE ITEM IDENTIFICATION LABELS	02814	752	752	752	752	752	752	752	752	752
Float Away Containers: Qty: 2	07481		116	116	116	116	116	116	116	116
BOAT OWNERS MANUAL (GENERIC PER MODEL)	02617				156	156	156	156	156	156
FORTRESS FX 11 ANCHOR AND STOWAGE W/CHAIN AND 150' LINE	02605			414	414	414	414	414	414	414
LARGE LABEL PLATE PACKAGE. INCLUDES 60 SMALL PLATES (1"x2.5"), 10 MEDIUM PLATES (4"x6"), ONE HULL REGISTRY NUMBER PLATE (4"x21") AND ONE TRANSPORTATION LABEL PLATE (8"x30")	07818				7,349	7,349	7,349	7,349	7,349	7,349
LARGE LINE BAG FOR 600FT OF 3/4IN TOW LINE	07819				610	610	610	610	610	610
MEDIUM LABEL PLATE PACKAGE. INCLUDES 40 SMALL PLATES (1"x2.5"), 8 MEDIUM PLATES (4"x6"), AND ONE LARGE LABEL PLATE (8"x30")	07787			6,079	6,079	6,079	6,079	6,079	6,079	6,079
First Aid Kit: First Aid Kit (large) with dedicated storage.	07457		140	140	140	140	140	140	140	140
Signal Flares: Marine-type; Color: Red and White; Qty: 10 Red, 10 White	07480		822	822	822	822	822	822	822	822
SKYDEX FLOOR MATTING	07818				17,996	17,996	21,008	22,514	25,025	17,996
STD SPARES FOR INBOARD APPLICATION	07947									1,996
TECHNICAL DATA PACKAGE (BOAT LAYOUTS AND BASIC SYSTEMS)	02816				1,054	1,054	1,054	1,054	1,054	1,054

Note: "STD" = standard equipment on that model
"-" = option not applicable on that model

Description	Part No.	Impacts								
		470IM	520IM	650IM	750IM	850IM	1000IM	1100IM:	1200IM	750IMUB**
Tool Kit: Tool kit with dedicated storage	07458		815	815	815	815	815	815	815	815
MARINE DISTRESS SIGNAL KIT (12-GAUGE LAUNCHER, 4 RED AERIAL SIGNALS, 4 HANDHELD RED SIGNAL FLARES, 2 HANDHELD ORANGE SMOKE SIGNAL, AND STORAGE CASE)	07626		98	98	98	98	98	98	98	98
*LABEL PLATES:FOR BOAT SYSTEMS, VALVES, STORAGE AREAS, ACCESSES, EMERGENCY PROCEDURES, SAFETY PRECAUTIONS, STARTING PROCEDURES, HOISTING, AND BOAT INFORMATION (CONTRACT NUMBER, PASSENGER CAPACITY, HIN, NAVY HULL NUMBER, ETC.)ALUMINUM LABEL PLATES ENGRA	02611				3,620	3,620	3,620	3,620	3,620	3,620
EIGHT DIGIT ALPHANUMERIC US NAVY HULL REGISTRY NUMBER ON TRANSOM: HULL REGISTRY NUMBER TO BE GFI, LETTERING TO BE 76 MILLIMETER HIGH	02610				274	274	274	274	274	274
EPIRB, ACR 2674 OR EQUAL (EOD)	07621		714	714	714	714	714	714	714	714
*Vessel Board Search & Seizure (VBSS) Equipment - Secured Storage: Provide Interior bulwark mounted cargo net or mounting bracket type storage for the following VBSS gear items.(a) Two (2) - Hastings(Tel-o-pole) 36FT Tel-O-Pole Fiberglass Hot Stick (ST2	07462		650	650	650	650	650	650	650	650
20" USCG RING BUOY AND BRACKET	02604				204	204	204	204	204	204
5/8 IN X 30 FT BLACK MOORING LINE (EACH)	02608				52	52	52	52	52	52
6-FT 6,000 LB BOAT TIEDOWN STRAPS (SET OF 4)	07646			791	791	791	791	791	791	791
BASIC LABEL PLATE PACKAGE. INCLUDES 20 SMALL PLATES (1"x2.5") AND 4 MEDIUM PLATES (4"x8")	07786			2,769	2,769	2,769	2,769	2,769	2,769	2,769
BASIC SPARES AND TOOLS TO SERVICE BOAT AND ENGINE (SHRINK-WRAPPED AND LABELED)	02612				1,492	1,492	1,492	1,492	1,492	1,492
BOAT HOOK	02603			72	72	72	72	72	72	72
COMMERCIAL OFF THE SHELF (COTS) MANUALS	02615				505	505	505	505	505	505
Blank Label Plates: Additional set of blank label plates provided to be engraved in country.	07455		458	458	458	458	458	458	458	458
Binocular: Binocular with case; 7 x 50 with illuminated compass and range finding reticule; color:black	07458		243	243	243	243	243	243	243	243
EOD DESIGN CERTIFICATIONS	07614					934				

Note: *STD* = standard equipment on that model
** = option not applicable on that model

Description	Part No.	Impacts								
		470IM	520IM	650IM	750IM	850IM	1000IM	1100IM:	1200IM	750IMUB**
SAFETY AND COMMISSIONING PACKAGE FOR FOUR PEOPLE	62851		1,082	1,082	1,082	1,082	1,242	1,242	1,242	1,082
TOW LINE, 5/8" X 250'	62855		428	428	428	428	428	428	428	428
PADDLE, 5', T-HANDLE, WITH DEDICATED STORAGE (EA)	02783		97	97	97	97	97	97	97	97
MERCURY DIAGNOSTIC EQUIPMENT FOR ENGINES (PANASONIC TOUGHBOOK, SOFTWARE, AND CABLES)(REQUIRES DEALER SET-UP)	02785		6,263	6,263	6,263	6,263	6,263	6,263	6,263	
LIFE VEST, TYPE II, BLACK, ADULT SIZE (EA)	02782		105	105	105	105	105	105	105	105
FENDER, BLACK	02779		83	83	83	83	83	83	83	83
CERTIFICATION BY LICENSED PROFESSIONAL ENGINEER	02787		734	734	734	734	734	734	734	734
LIFE VEST, TYPE II, BLACK, ADULT SIZE, AUTO INFLATABLE (EA)	02781		269	269	269	269	269	269	269	269
Aluminum Trailer Options										
ALL STAINLESS STEEL BRAKES UPGRADE	02694		1,099	1,099	1,099	1,099	1,099	1,099	1,099	1,099
TRAILER BACK-UP PLATE	07861		154	154	154	154	154	154	154	154
LED TRAILER LIGHTS	02692		209	209	209	209	209	209	209	209
EOD MILITARY TRAILER	07615					13,388				
HEAVY DUTY ALUMINUM TRAILER	62700		6,315	8,169	9,729	11,591	14,923	21,106	23,743	9,729
LE SERIES ALUMINUM TRAILER W/SPARE TIRE AND CARRIER	62791			5,992	6,688	7,746	10,487			6,688
PINTLE HITCH W/O BRAKE ACTUATOR - ALUM. TRAILER	62731			396	396	396	396	396	396	396
PINTLE HITCH W/BRAKE ACTUATOR - ALUM. TRAILER	62730				342	342	342	342	342	342
TRAILER TIE DOWNS FOR BOAT TO TRAILER/TRAILER TO AIRCRAFT	62770				880	880	880	880	880	880
TRAILER,NATO 24V LIGHTING WIRE UPGRADE	02836		1,030	1,030	1,030	1,030	1,030	1,030	1,030	1,030
TRLR HITCH W/ADJ PLT/LUNETTE EYE/BALL RCVR	02839		194	194	194	194	194	194	194	194
TRAILER MILITARY 7 PIN PLUG	02840		128	128	128	128	128	128	128	128
TRAILER,1 AXLE SS BRAKES/CALIPERS/CYL/PINS PER AXLE	02841		933	933	933	933	933	933	933	933
TRAILER, C-130 AIRCRAFT OPTION UPGRADE	02842		5,257	5,257	5,257	5,257				5,257

Note: "STD" = standard equipment on that model
"-" = option not applicable on that model

Description	Part No.	Impacts								
		470IM	520IM	650IM	750IM	850IM	1000IM	1100IM:	1200IM	750IMUB**
Galvanized Trailer Options										
HEAVY DUTY GALVANIZED TRAILER	62750		6,466	7,318	9,213	11,936				9,213
Shipping Options										
SHIPPING CRADLE	62790		835	835	835	835	1,342	1,342	1,342	835

Note: "STD" = standard equipment on that model
 "**" = option not applicable on that model

IMPACT Military GSA Pricing

Description	Part No.	Impacts		
		7MUSN	750IMUMEC	750IMUMWC
Base Boat				
7MUSNS IMPACT BASE BOAT	7MUSNS	37,943		
750IM IMPACT UTILITY BOAT MID-ENGINE BASE BOAT EAST COAST	750IMUMEC		40,488	
750IM IMPACT UTILITY BOAT MID-ENGINE BASE BOAT WEST COAST	750IMUMWC			47,051
Heavy Duty Hull Equipment Options				
BOW BOARDING RAILS, PERMANENT	06728	1,233	1,233	1,233
FULL LENGTH KEVLAR REINFORCED CUTWATER	07843	2,786	2,786	2,786
FIRE RETARDANT VINYLESTER RESIN	02595	6,083	6,083	6,083
DAVIT FOUNDATION (EOD)	07840	692	692	692
KEVLAR REINFORCED CUTWATER	07842	3,497	3,497	3,497
BOW BOARDING RAILS, REMOVABLE	06728	2,085	2,085	2,085
ALUMINUM TRANSOM CAP ASSEMBLY FOR IB IMPACT	06224	1,209	1,209	1,209
"FULL LENGTH POLYMER/URETHANE KEEL GUARD: ABRASIVE RESISTANT BLEND OF POLYMERS AND URETHANES. FULL LENGTH ON THE KEEL, 2.5" EITHER SIDE OF KEEL"	02591	1,210	1,210	1,210
BOW TOWING PENDANT	07639	49	49	49
STAINLESS STEEL CUTWATER	81540	1,573	1,573	1,573
FULL LENGTH STAINLESS STEEL CUTWATER	81541	3,315	3,315	3,315
STAINLESS STEEL CHINE CUTWATERS (1PAIR)	81542	1,414	1,414	1,414
STAINLESS STEEL BOW EYE REINFORCEMENT	81543	835	835	835
LIFTING EYES INTEGRATED INTO HULL STRUCTURE	81565	3,025	3,025	3,025
LIFTING SLING SET W/LOAD TEST AND CERTIFICATION DOCUMENTATION	81567	1,817	1,817	1,817
ALUMINUM TRANSOM CAP WITH 2 AFT MOORING BITS AND HANDRAIL W/FOLDABLE ENSIGN STAFF (REQUIRES FULL TRANSOM)	02778	2,041	2,041	2,041
HEAVY DUTY RECESSED FLOOR TIE DOWN (1)	81571	179	179	179
ELECTRIC CAPSTAN FOR DAVIT	81577	2,499	2,499	2,499
IMPACT SPLASHWELL BULKHEAD	81580	815	815	815
ADDITIONAL CLEATS (2)	81550	271	271	271

Note: "STD" = standard equipment on that model
 "*" = option not applicable on that model

Impact GSA Pricing

Page F-1

Description	Part No.	Impacts		
		7MUSN	750IMUMEC	750IMUMWC
Hull Coloring, Lettering and Paint Options				
BOTTOM PAINT	82500	1,048	1,018	1,048
Collar Options				
BOW SKIRT	02598	1,717	1,717	1,717
PADDLE PATCH INSTALLED ON COLLAR (EACH PADDLE)	07889	74	74	74
MBCS W/GROMMET STRIP ON COLLAR	04755	2,175	2,175	2,175
GROMMET STRIP ONLY (FOR FUTURE MBCS INSTALL)	07867	23	23	23
FOAM FILLED COLLAR UPGRADE	04754	4,800	4,800	4,800
EOD FOAM/AIR HYBRID COLLAR (WING)	07865	5,454	5,454	5,454
DULL COAT ADDED TO COLLAR	07877	1,931	1,931	1,931
CUSTOM COLOR NON-SLIP ON COLLAR TOP	07875	23	23	23
COLLAR LINE BAGS WITH VELCRO ATTACHMENTS	05008	177	177	177
BASIC LABEL PLATE PACKAGE. INCLUDES 20 SMALL PLATES (1"X2.5") AND 4 MEDIUM PLATES (4"X8")	07866	1,748	1,748	1,748
ADDITIONAL HANDLE INSTALLED ON COLLAR (EA)	07668	31	31	31
12 VOLT COLLAR AIR INFLATION PUMP	08350	131	131	131
CUSTOM COLOR FOR IMPACT COLLAR	04753	0	0	0
Fuel Systems Options				
PORTABLE FUEL STRIPPING PUMP	07828	155	155	155
318SS ABA HOSE CLAMPS ON FUEL HOSES	08071	68	68	68
750 LITER (198 GALLONS) FUEL TANK UPGRADE: MODIFIED DECK FOR ACCESSIBILITY, INSPECTION AND REPAIR.	02598	984	984	984
Fuel Stripping pump: Manual fuel stripping pump with valve and hose barb and shutoff valve at tank, portable and located for maximum accessibility and operational convenience.	07451	397	397	397
FIXED FUEL STRIPPING PUMP	07843	221	221	221
MANUAL FUEL TANK SOUNDER	02843	765	765	765
Console and Steering Options				
MANUAL HYDRAULIC STEERING CREDIT (VERADO L4 ONLY)	07637		-1,228	-1,228
EMERGENCY STEERING SYSTEM	07845	632	632	632
EMERGENCY STEERING SYSTEM				

Note: *STD* = standard equipment on that model
. = option not applicable on that model

Description	Part No.	Impacts		
		7MUSN	750MUMEC	750MUMWC
HYDRAULIC STEERING FOR INBOARD APPLICATION	07944	1,144	1,144	1,144
CONSOLE MOVED TO FORWARD POSITION	80590	211	211	211
G17 FIBERGLASS CONSOLE	60512	2,755	2,755	2,755
J20 FIBERGLASS CONSOLE	02544	4,267	4,267	4,267
J21 FIBERGLASS CONSOLE	60516	4,981	4,981	4,981
PT-6 CENTER CONSOLE	68008	5,625	5,625	5,625
S-7 JOCKEY CONSOLE	68009	5,750	5,750	5,750
S-5 JOCKEY CONSOLE	68008	5,180	5,180	5,180
PT-7 CENTER CONSOLE	68007	6,992	6,992	6,992
RIGID RAIDER FIBERGLASS CONSOLE	60521	2,378	2,378	2,378
A10 HEAVY DUTY WELDED ALUMINUM CONSOLE	60518	9,079	9,079	9,079
A11 HEAVY DUTY WELDED ALUMINUM CONSOLE W/ FWD. OPENING DOOR (Not available with aluminum windscreen T-Top)	60519	6,688	6,688	6,688
A12 HEAVY DUTY WELDED ALUMINUM CONSOLE W/ FWD. OPENING DOOR & ELECTRONICS SHELF	60520	13,015	13,015	13,015
ADDITIONAL WATERTIGHT HD ABS DOOR FOR ALUMINUM CONSOLE	60598	1,012	1,012	1,012
ADDITIONAL WATERTIGHT COMPOSITE DOOR FOR CONSOLE	60599	480	480	480
HYDRAULIC TILT STEERING	61002	393	393	393
TWIN CYLINDER STEERING UPGRADE	61010	788	788	788
J21 CONSOLE FOLDING SHELF REMOVABLE	60555	353	353	353
Propulsion and Drive System Options				
ALUMINUM OUTBOARD ENGINE BRACKET W/ SWIM PLATFORM	61315	6,025	6,025	6,025
TRIM TABS - ELECTRIC W/ INDICATOR SWITCH PANEL	61601	1,073	1,073	1,073
Engine Equipment/Installation Options				
BRP SINGLE ENGINE ICON PRERIG	08338	2,551	2,551	2,551
CUMMINS 5.9L 230HP ENGINE INCL. ALL PRERIG & MERCURISER BRAVO TWO X STERN DRIVE , 1.50:1 RATIO	07937	49,411	49,411	49,411
YAMAHA DIAGNOSTIC SOFTWARE CABLING AND LICENSING FOR THE END USER TO PERFORM MAINTENANCE (QTY. 2)	07472	744	744	744
RACOR FUEL WATER SEPERATOR FOR INBOARD DIESEL	07942	612	612	612

Note: "STD" = standard equipment on that model
 "*" = option not applicable on that model

Impact GSA Pricing

Page F-3

Description	Part No.	Impacts		
		7MUSN	750IMUMEC	750IMUMWC
MERCURY MONITOR GAUGE	08337	1,488	1,488	1,488
BRP DIAGNOSTIC SOFTWARE CABLING AND LICENSING FOR THE END USER TO PERFORM MAINTENANCE (QTY. 2)	07473	888	888	888
ULTRAJET 305 WATERJET WITH SWIM PLATFORM	08221	40,279	40,279	40,279
VIRTUAL LIFELINE - SGL O/B ENG	81472	884	884	884
VIRTUAL LIFELINE - WIRELESS LANYARD ENGINE SHUT OFF & ALARM SYSTEM	81473	924	924	924
MERCURY SINGLE ENGINE VERADO PRE-RIG W/DTS & SMARTCRAFT	81440	4,022	4,022	4,022
MERCURY SINGLE ENGINE OPTIMAX PRE-RIG W/DTS & SMARTCRAFT	81442	2,970	2,970	2,970
MERCURY SINGLE ENGINE PRE-RIG W/O GAUGES	81420	983	983	983
MERCURY DUAL ENGINE VERADO PRE-RIG W/DTS & SMARTCRAFT	81441	6,811	6,811	6,811
MERCURY DUAL ENGINE PRE-RIG W/O GAUGES	81421	1,865	1,865	1,865
YAMAHA DUAL ENGINE PRERIG ("DEC" ONLY)	02337	4,023	4,023	4,023
3 GALLON MERCURY OIL TANK	81430	442	442	442
HONDA SINGLE ENGINE PRE-RIG W/O GAUGES	81418	1,227	1,227	1,227
HONDA DUAL ENGINE PRE-RIG W/O GAUGES	81417	2,178	2,178	2,178
YAMAHA SINGLE ENGINE PRE-RIG W/O GAUGES	81416	1,281	1,281	1,281
YAMAHA DUAL ENGINE PRE-RIG: Includes (1) TACH & (1) FUEL MANAGE GAUGE	81419	2,727	2,727	2,727
BOMBARDIER SINGLE ENGINE PRE-RIG W/O GAUGES	81422	1,125	1,125	1,125
BOMBARDIER DUAL ENGINE PRE-RIG W/O GAUGES	81423	2,431	2,431	2,431
1.8 GALLON BOMBARDIER OIL TANK	81427	197	197	197
3 GALLON BOMBARDIER OIL TANK	81428	515	515	515
RACOR FUEL/WATER SEPARATOR UPGRADE (1)	81470	223	223	223
SINGLE ENGINE INSTALLATION & PERFORMANCE VERIFICATION	81401	590	590	590
DUAL ENGINE INSTALLATION & PERFORMANCE VERIFICATION	81402	1,175	1,175	1,175
PROPELLER, STAINLESS V-4's	81488	388	388	388
PROPELLER, STAINLESS V-8's	81489	491	491	491
BUILDERS TRIALS & SYSTEMS CHECK WITH CUSTOMER AT EC FACILITY	82801	2,281	2,281	2,281

Note: "STD" = standard equipment on that model
 "*" = option not applicable on that model

Impact GSA Pricing

Page F-4

Description	Part No.	Impacts		
		7MUSN	750IMUMEC	750IMUMWC
Gauge and Light Options				
Deck lights (Dimmable LED); Interior deck lighting (12 Vdc); Combination LED lights (red and white lighting). Note: Light switch control should be three-way (White-Off-Red)	07444	218	218	218
UNDERWATER LED LIGHTS	76040	1,774	1,774	1,774
YAMAHA COMMAND LINK PLUS DISPLAY UPGRADE	07477	777	777	777
BRP E-TEC DUAL ENGINE I-COMMAND DIGITAL GAUGES	81449	2,007	2,007	2,007
BRP E-TEC SINGLE ENGINE I-COMMAND DIGITAL GAUGES	81448	1,479	1,479	1,479
Flush-mounted port and starboard scene lights (Dimmable LED) Color: Red (Night Vision) and White	07450	189	189	189
YAMAHA DUAL ENG GAUGE PACKAGE ("DEC" ONLY)	02339	1,402	1,402	1,402
YAMAHA SINGLE ENGINE PRERIG ("DEC" ONLY)	02347	1,710	1,710	1,710
YAMAHA SINGLE ENG GAUGE PACKAGE ("DEC" ONLY)	02338	916	916	916
MERCURY SINGLE ENGINE ANALOG GAUGE PACKAGE	60701	298	298	298
MERCURY DUAL ENGINE ANALOG GAUGE PACKAGE	60702	591	591	591
MERCURY SINGLE ENGINE SMARTCRAFT GAUGE PACKAGE	60703	932	932	932
MERCURY DUAL ENGINE SMARTCRAFT GAUGE PACKAGE	60704	1,716	1,716	1,716
MERCURY SGL ENGINE VESSEL VIEW GAUGE PACKAGE - OPTI	60741	1,823	1,823	1,823
MERCURY DUAL ENGINE VESSEL VIEW GAUGE PACKAGE - OPTI	60744	2,319	2,319	2,319
VESSEL VIEW GAUGE UPGRADE - SGL ENG VERADO	61446	831	831	831
VESSEL VIEW GAUGE UPGRADE - DUAL ENG VERADO	61447	567	567	567
MERCURY OIL TANK LEVEL GAUGE (1)	60700	214	214	214
MERCURY SPEEDOMETER (1)	60713	162	162	162
MERCURY WATER PRESSURE GAUGE (1)	60711	130	130	130
PUSH TO START PANEL UPGRADE - DUAL ENGINE	60729	561	561	561
YAMAHA SINGLE ENGINE GAUGE PACKAGE: Includes (1) TACH & (1) SPEEDOMETER	60709	1,041	1,041	1,041

Note: "STD" = standard equipment on that model
 "*" = option not applicable on that model

Impact GSA Pricing

Page F-5

Description	Part No.	Impacts		
		7MUSN	750IMUMEC	750IMUMWC
YAMAHA DUAL ENGINE GAUGE PACKAGE: Includes (1) TACH & (1) SPEEDOMETER	60710	1,102	1,102	1,102
HONDA SINGLE ENGINE GAUGE PACKAGE	60707	392	392	392
HONDA DUAL ENGINE GAUGE PACKAGE	60708	858	858	858
HONDA WATER PRESSURE GAUGE (1)	60715	187	187	187
BOMBARDIER SINGLE ENGINE GAUGE PACKAGE	60705	339	339	339
BOMBARDIER DUAL ENGINE GAUGE PACKAGE	60708	811	811	811
FLOODLIGHT (1)	60763	188	188	188
SPOTLIGHT, HANDHELD W/ BASE AND 12-VOLT OUTLET	60755	292	292	292
BOW DOCKING LIGHTS	60760	898	898	898
Navigation and Safety Options				
BILGE BLOWER	02802	338	338	338
COMPASS, RITCHIE HELMSMAN (flush/gimbal mount)	60743	215	215	215
COMPASS, RITCHIE NAVIGATOR (flush mount)	60746	322	322	322
COMPASS, KVH AZIMUTH 1000 DIGITAL FLUXGATE	60760	553	553	553
PREMIUM SINGLE TRUMPET ELECTRIC HORN	60791	329	329	329
SPOTLIGHT, ACR REMOTE CONTROL 200,000 CP	60757	1,934	1,934	1,934
SPOTLIGHT, ACR REMOTE CONTROL 80,000 CP	60758	1,365	1,365	1,365
2LB FIRE EXTINGUISHER	61587	64	64	64
5LB FIRE EXTINGUISHER UPGRADE	61598	128	128	128
MANUAL BILGE PUMP, DIAPHRAM PUMP W/OVERBOARD DISCHARGE	62658	647	647	647
Seating Options				
SHOXS-8000 (EA) DECK MOUNTED POD STYLE SEAT	08187	11,840	11,840	11,840
SHOXS-8100 (EA) VERTICAL BULKHEAD MOUNT SEAT	08180	4,900	4,900	4,900
SHOXS-8150 (EA) 10 DEGREE BULKHEAD MOUNT SEAT 18" HEIGHT ADJUST	08181	6,875	6,875	6,875
SHOXS-8155 (EA) 10 DEGREE BULKHEAD MOUNT SEAT 8" HEIGHT ADJUST	08182	6,230	6,230	6,230
SHOXS-8300 (EA) BULKHEAD MOUNT SEAT	08183	3,985	3,985	3,985
SHOXS-6500 (EA) DECK MOUNTED W/ 10" TRAVEL, 18" HEIGHT ADJUSTMENT	08536	12,800	12,800	12,800
SHOXS-8300 (BANK OF 3) BULKHEAD MOUNT STOWABLE TROOP SEATS	08188	7,560	7,560	7,560
SHOXS-5100 (EA) FOLDING REAR SADDLE SEAT	08157	7,929	7,929	7,929

Note: *STD* = standard equipment on that model
** = option not applicable on that model

Impact GSA Pricing

Page F-6

Description	Part No.	Impacts		
		7MUSN	750IMUMEC	750IMUMWC
SINGLE LOW BACK BOSTROM PEDESTAL SEAT WITH ARMRESTS	81116	1,338	1,338	1,338
SHOXS-DUAL2 STANDARD (EA) DATA LOGGER	08168	3,415	3,415	3,415
SINGLE MODULAR SEAT WITH HINGED STORAGE	08548	2,002	2,002	2,002
Tactical Personnel Seating: Provide permanently installed, adjustable, high-performance combination seat/bolster with arm rests and seat belts that will allow the eight (8) personnel to wear tactical gear while seated and underway and at the same time m/	07440	15,228	15,228	15,228
ULLMAN ATLANTIC SEAT	2521	15,134	15,134	15,134
SHOXS-8200 (BANK OF 2) BULKHEAD MOUNT STOWABLE TROOP SEATS	08185	5,040	5,040	5,040
SHOXS-5400 (EA) DECK MOUNT LOW PROFILE JOCKEY SEAT	08158	4,888	4,888	4,888
SHOXS-4800 (EA) DECK MOUNT HIGH PERFORMANCE SEAT W/FORE/AFT ADJUSTMENT	08156	18,459	18,459	18,459
SHOXS-4150 (EA) DECK MOUNT HIGH PERFORMANCE SEAT	08155	14,175	14,175	14,175
SHOXS-2000 (EA) SEATBOX MOUNT HELM/CREW SEAT	08154	8,081	8,081	
SHOXS-1828 FOOTREST (EA) FOR BULKHEAD SEATS	08170	819	819	819
SHOXS SEATING (EOD)	07986	15,232	15,232	15,232
SHOXS SEAT INSTALLATION, FLOOR-MOUNT (PER SEAT)	08171	405	405	405
SHOXS SEAT INSTALLATION, BULKHEAD-MOUNT, INCLUDES BULKHEAD (PER SEAT)	08172	1,133	1,133	1,133
PT-7D SEAT: TUBULAR SEAT WITH FOLD-UP SEATS	08547	3,109	3,109	3,109
Gunner seating: Removable combination seat/bolster forward of the console. (Purpose is for the gunner at the gun foundation). Ensure space is available so that the gunner can step into working circle of gun when in firing position.	07441	1,174	1,174	1,174
DOUBLE MODULAR SEAT WITH HINGED STORAGE	07289	2,160	2,160	2,160
Coxswain and Navigator Seating: Coxswain and Navigator Seating: Provide permanently installed, adjustable high-performance combination seat/bolster for coxswain and navigator (minimum 15" (375mm) clearance between helm and bolster) with arm rests and seat	07439	2,981	2,981	2,981
ULLMAN BISCAYA SEAT W/FIBERGLASS BASE	2520	6,098	6,098	6,098

Note: "STD" = standard equipment on that model
 "-" = option not applicable on that model

Impact GSA Pricing

Page F-7

Description	Part No.	Impacts		
		7MUSN	750IMUMEC	750IMUMWC
SHOXS-5500 (EA) DECK MOUNT LOW PROFILE JOCKEY SEAT ON VERTICAL STAB UNIT	06159	5,265	5,265	5,265
SHOXSDUAL2 PREMIUM (EA) DATA LOGGER W/ ELECTRO-HYDRAULIC RIDE HEIGHT ADJUSTMENT	06169	4,985	4,985	4,985
DUAL PEDESTAL SEATS WITH ARMREST	61103	1,450	1,450	1,450
DOUBLE MODULAR SEAT	68013	2,077	2,077	2,077
PT-7M FOLDING BACKREST SEAT	68011	3,868	3,868	3,868
S-7D BACKREST SEAT	68014	4,576	4,576	4,576
30" R6 ALUM LEANING POST W/ DOOR	61132	1,601	1,601	1,601
30" R6 ALUM LEANING POST W/ DOOR, BACKREST & FOOTREST	61112	1,626	1,626	1,626
30" R6 ALUM LEANING POST W/ DOOR, & AFT STORAGE BOX	61135	2,284	2,284	2,284
30" R6 ALUM LEANING POST W/ DOOR, AFT STORAGE BOX & BACKREST	61134	2,707	2,707	2,707
36" R6 ALUM LEANING POST W/ DOOR	61116	1,698	1,698	1,698
36" R6 ALUM LEANING POST W/ DOOR, BACKREST, FOOTREST	61117	1,866	1,866	1,866
36" R6 ALUM LEANING POST W/ AFT STORAGE BOX	61113	2,256	2,256	2,256
36" R6 ALUM LEANING POST W/DOOR, AFT STORAGE BOX & BACKREST	61114	2,536	2,536	2,536
36" ALUM LEANING POST W/ STORAGE BOX & AMMO CAN EXT. LID	61133	2,834	2,834	2,834
36" ALUM LEANING POST W/ DOORS, GRABRAIL, GUNRACK/STRGE	61122	3,175	3,175	3,175
36" ALUM LEANING POST W/ DOORS, GRABRAIL, GUNRACK/STRGE, BLSTR	61123	3,952	3,952	3,952
TUBULAR ALUMINUM LEANING POST W/ GRABRAIL - 36"	61129	929	929	929
Deck Cooler/Utility Box Options				
WATERTIGHT STORAGE COMPARTMENT UPGRADE	07641	220	220	220
MEDIUM FRP DECK UTILITY BOX WITH CUSHION	62311	1,203	1,203	1,203
60" ALUM DECK UTILITY BOX WITH CUSHION	62314	1,361	1,361	1,361
Law Enforcement Equipment Options				
6" LED AMBER BEACON LIGHT	05131	663	663	663
IR STROBE AND LIGHT CONTROLLER	07617	6,514		
6" STROBE LIGHT W/ BLUE LENS (1)	61730	363	363	363
6" STROBE LIGHT W/ RED LENS (1)	61731	363	363	363

Note: "STD" = standard equipment on that model
 "*" = option not applicable on that model

Impact GSA Pricing

Page F-6

Description	Part No.	Impacts		
		7MUSN	750IMUMEC	750IMUMWC
6" STROBE LIGHT W/ AMBER LENS (1)	81732	383	383	383
LED LIGHT SERIES 400 BLUE (QTY 1)	81733	414	414	414
LED LIGHT SERIES 400 RED (QTY 1)	81734	344	344	344
LED LIGHT SERIES 600 BLUE (QTY 1)	81735	266	266	266
LED LIGHT SERIES 500 RED (QTY 1)	81736	266	266	266
STREAMLINED SIREN W/ AMPLIFIER	81715	1,537	1,537	1,537
FLUSH MOUNT SIREN W/ AMP	81701	1,493	1,493	1,493
FLUSH MOUNT STROBE W/ BUILT-IN SIREN & AMP	81702	2,352	2,352	2,352
WHELEN 28" STROBE MINI-EDGE 9M SERIES LIGHT BAR W/SIREN, PA & AMPLIFIER	81741	2,417	2,417	2,417
WHELEN 48" STROBE EDGE 9M SERIES LIGHT BAR W/SIREN, PA & AMPLIFIER	81743	3,222	3,222	3,222
WHELEN 28" LED MINI EDGE ULTRA FREEDOM W/SIREN, PA, AMP	81744	4,187	4,187	4,187
WHELEN 48" LED EDGE ULTRA FREEDOM W/SIREN, PA & AMP	81745	6,001	6,001	6,001
Mast & Arch Options				
MULTI-PURPOSE MAST:INCLUDES LIGHTS FOR RIAM (RED-WHITE-RED) AND TOWING (WHITE-AMBER), D-RINGS FOR DAY SHAPES AND FLAGS	02597	2,387	2,387	2,387
TELESCOPING TOWING LED LIGHT MAST	07623	1,800	1,800	1,800
NATIONAL ENSIGN AND REMOVABLE MAST	07625	342	342	342
MAST FOR FLIR AND ACR LIGHT	07706	743	743	743
DIVE FLAGS AND REMOVABLE MAST	07624	437	437	437
TELESCOPING RIAM LED LIGHT MAST	07622	2,540	2,540	2,540
SPECIAL OPERATIONS LIGHTS WITH MAST (RED/WHITE/RED)	62213	2,227	2,227	2,227
STROBE & FLOODLIGHT MAST (aft of seat)(requires aluminum leaning post)	62201	1,030	1,030	1,030
STROBE & FLOODLIGHT MAST (deck mount with aft bulkhead clamp)	62202	1,030	1,030	1,030
STROBE & FLOODLIGHT MAST, L/P W/BACKREST	62203	1,247	1,247	1,247
RADAR MAST	62106	1,587	1,587	1,587
NAVIGATION FRAME	68019	3,757	3,757	3,757
NAVIGATION FRAME	68017	2,542	2,542	2,542
Weather Protection Options				
WINDOW UPGRADE TO TEMPERED GLASS AND METAL FRAME	07844	2,497	2,497	2,497

Note: "STD" = standard equipment on that model
 "*" = option not applicable on that model

Impact GSA Pricing

Page F-9

Description	Part No.	Impacts		
		7MUSN	750IMUMEC	750IMUMWC
Heavy Duty Collapsible T-Top and Center Console: Stand-up console to include storage and collapsible safety glass windshield. Includes handrails, access hatch and doors. Console design to maximize use of interior for storage. Maximize access and include	07443	10,973	10,973	10,973
CANVAS COCKPIT SUNTENT WITH 3 ALUMINUM BOWS	07859	6,767	6,767	6,767
SUNTOP WITH BOOT	82470	1,649	1,649	1,649
G17 HVY DUTY T-TOP W/RADIO BOX WITH LOCKABLE DOOR	60601	5,568	5,568	5,568
J20 HEAVY DUTY T-TOP W/RADIO BOX WITH LOCKABLE DOOR	60616	6,632	6,632	6,632
J21 HEAVY DUTY T-TOP W/RADIO BOX WITH LOCKABLE DOOR	60615	6,537	6,537	6,537
HEAVY DUTY T-TOP A-10 ALUM CONSOLE	60619	6,723	6,723	6,723
ALUMINUM CONSOLE WINDSHIELD T-TOP WITH OVERHEAD ELECTRONICS BOX (A10/A12 Console)	60622	11,166	11,166	11,166
CANVAS WEATHER CURTAIN SYSTEM FOR WINDSCREEN T-TOP (3 pieces)	62453	1,931	1,931	1,931
CANVAS WEATHER CURTAIN SYSTEM FOR HEAVY DUTY T-TOP (4 pieces)	62451	3,880	3,880	3,880
CANVAS COCKPIT SUNTENT WITH ALUMINUM BOWS	62459	5,045	5,045	5,045
CANVAS COVER FOR ALUMINUM R8 LEANING POST	62429	288	288	288
CANVAS COVER FOR HEAVY DUTY ALUMINUM LEANING POST WITH BACKREST	62432	417	417	417
CANVAS COVER FOR HEAVY DUTY ALUMINUM LEANING POST WITH STORAGE BOX	62433	477	477	477
CANVAS COVER FOR HEAVY DUTY ALUMINUM LEANING POST WITH STORAGE BOX & BACKREST	62434	566	566	566
CANVAS COVER FOR ALUMINUM LEANING POST WITH GUNRACK AND STORAGE SHELVES	62431	417	417	417
CANVAS COVER FOR FIBERGLASS CONSOLE WITHOUT T-TOP	62401	580	580	580
CANVAS COVER FOR FIBERGLASS CONSOLE WITH T-TOP	62403	617	617	617
CANVAS COVER FOR ALUMINUM CONSOLE	62404	459	459	459
CANVAS MOORING COVER	62471	3,761	3,761	3,761
Towing Equipment Options				
ENGINE CRASH RAIL WITH TOW BOLLARDS AND REMOVABLE HOOP	62032	1,654	1,654	1,654

Note: "STD" = standard equipment on that model
 "*" = option not applicable on that model

Description	Part No.	Impacts		
		7MUSN	750IMUMEC	750IMUMWC
BOW SAMSON POST	68015	2,250	2,250	2,250
TOW POST	62001	2,036	2,036	2,036
TOW RAIL TOWER	62022	3,322	3,322	3,322
TOW RAIL W/ ACCESSORY ATTACHMENT POINTS, IMPACT RIBS ONLY	02845	3,867	3,867	3,867
Diving and Rescue Equipment Options				
DIVE BOTTLE RACK (FOR TOW RAIL)	02809	984	984	984
TUBE MOUNTED FRP BOX W/SWIM LADDER	02545	2,431	2,431	2,431
LED FLOODLIGHT (EA)	02800	920	920	920
DAY SHAPES FOR RIAM (SPHERE-DIAMOND- SHPERE)	07114	267	267	267
DAY SHAPES FOR RIAM (SPHERE-DIAMOND- SHPERE)	02808	209	209	209
FLAGS FOR MULT-PURPOSE MAST: ALPHA SIGNAL FLAG, RECREATIONAL DIVE FLAG AND NATIONAL ENSIGN	02807	132	132	132
DIVE BOTTLE RACK (FOR SPLASHWELL BULKHEAD)	68016	3,100	3,100	3,100
FLOOR MATTING - OPEN PATTERN	61574	833	833	833
Electrical Accessories Options				
IUGN AIRPAX BREAKERS: 40 BRANCH CIRCUITS	07632	5,888	5,888	5,888
EOD RIGGING FOR DAGR	07631	2,107	2,107	2,107
UPGRADE FLOAT SWITCH TO ULTRA SAFETY JR (EA)	07627	113	113	113
EOD RIGGING FOR PRC-117	07630	11,545	11,545	11,545
BILGE BLOWER ATTWOOD TURBO	07964	354	354	354
ICOM IC-M72 Handheld VHF with headset HS95	07449	436	436	436
IEEE WIRING UPGRADE	02599	8,355	8,355	8,355
IUGN AIRPAX BREAKERS: 30 BRANCH CIRCUITS (EOD)	07633	4,803	4,803	4,803
LOCKABLE LAPTOP COMPUTER BOX INSTALLED IN CONSOLE	08341	3,423	3,423	3,423
Portable Battery Charger	07445	210	210	210
STAINLESS STEEL (CRES) CABLE SUPPORTS (EXCEPT IN ELECTRICAL ENCLOSURES AND CABIN/CONSOLE)	02788	913	913	913
EOD AIRPAX BREAKERS UPGRADE (NO FUSES)	02619	3,489	3,489	3,489
IUGN AIRPAX BREAKERS: 20 BRANCH CIRCUITS	07634	3,195	3,195	3,195
120V OUTLETS (2)	07962	258	258	258
ELECTRONIC BILGE PUMP 2000 GPM 24 VDC	07941	52	52	52

Note: "STD" = standard equipment on that model
 "*" = option not applicable on that model

Impact GSA Pricing

Page F-11

Description	Part No.	Impacts		
		7MUSN	750IMUMEC	750IMUMWC
Bilge High Water Alarm with Visual Indication	07454	218	218	218
D27M DUAL PURPOSE OPTIMA BATTERY (MEETS VERADO STANDARDS)	07836	250	250	250
60 WATT SOLAR CHARGING SYSTEM	02818	1,515	1,515	1,515
3-BANK BATTERY CHARGER WITH EXTENSION CORD RECEPTICAL	05132	784	784	784
24V TO 12V DC CONVERTER	02769	1,109	1,109	1,109
BATTERY SYSTEM FOR SINGLE ENGINE AND ONE STARTING BATTERY (DOES NOT INCLUDE BATTERIES)	60901	492	492	492
VERADO ENGINE STARTING BATTERY (AGM-1110) REQUIRED FOR ALL VERADOS	02352	327	327	327
BATTERY SYSTEM FOR SINGLE ENGINE, ONE STARTING BATTERY AND ONE AUX BATTERY (DOES NOT INCLUDE BATTERIES)	60902	877	877	877
MAINTENANCE FREE, WET CELL STARTING BATTERY, GROUP 24, 1000 MCA	60925	123	123	123
MAINTENANCE FREE, WET CELL DEEP CYCLE BATTERY, GROUP 27, 115 AMP HR	60928	163	163	163
OPTIMA 34M-1000 MCA (AGM) - ENGINE STARTING BATTERY	60927	247	247	247
OPTIMA D34M-670 MCA DEEP CYCLE (AGM) - AUXILIARY BATTERY	60928	275	275	275
BATTERY CHARGER FOR 1 TO 3 BANKS (REQUIRES APPROPRIATE SHORE POWER OPTION)	60950	953	953	953
SHORE POWER 110VAC/60HZ	60951	481	481	481
SHORE POWER 220VAC/60HZ	60952	832	832	832
SHORE POWER 220VAC/60HZ	60954	511	511	511
EXTENDED SWITCH PANEL UPGRADE - BILGE/NAV/8 AUX	60737	349	349	349
ELECTRICAL DISTRIBUTION PANEL WITH CIRCUIT BREAKERS FOR ELECTRONICS (6 BRANCH CIRCUITS)	60738	434	434	434
DYNAPLATE BONDING SYSTEM TO INCLUDE 6" X 18" PLATE AND CONNECTION TO CRAFT BONDING SYSTEM	60960	2,050	2,050	2,050
UPGRADED SWITCH PANEL TO INCLUDE AIRPAX CIRCUIT BREAKERS	60724	1,905	1,905	1,905
12 VOLT OUTLET	60740	68	68	68
Special Purpose Equipment Options				
AFT WEAPON MOUNT ADDED TO TOW RAIL	07855	1,430	1,430	1,430

Note: "STD" = standard equipment on that model
 "*" = option not applicable on that model

Impact GSA Pricing

Page F-12

Description	Part No.	Impacts		
		7MUSN	750IMUMEC	750IMUMWC
Gun Foundation: Gun foundation at the bow, for .50 Caliber Model M2HB Flex and/or 7.62 240G machine guns, to include Mk-83, MOD-4 weapon mount with ballistic shield and a Mk16, MOD-9 tripod and stand. Foundation must be able to withstand all applicable re	07463	7,560	7,560	7,560
Weapon Mount Cover: Canvas, velcro cover for .50 Caliber Model M2HB Flex and/or 7.62 240G machine guns. Color: Black	07464	306	306	306
INFUSED HULL AND DECK	07836	11,608	11,608	11,608
IMPACT BOW GUN POST	07768	2,161	2,161	2,161
7M USN HOIST SLING	07946	1,436	1,436	1,436
BOAT-TO-AIRCRAFT TIEDOWNS INSTALLED ON BOAT	07847	1,909	1,909	1,909
316SS HARDWARE THROUGHOUT	07645	430	430	430
BOW MOUNTED MK16 MOD2 TRIPOD W/ HULL REINFORCEMENT	62125	4,841	4,841	4,841
BOW MOUNTED GUN PLATE W/ HULL REINFORCEMENT FOR MK16 TRIPOD(Does Not include tripod)	62120	1,903	1,903	1,903
DECK MOUNTED NATO 7.62MM AMMO CAN RACK FOR FIVE CANS (2 RACKS/10 CANS)	62134	609	609	609
NATO 7.62 AMMO CAN BENCH SEAT STORAGE SHELF FOR 2 CANS (2 SHELVES/4 CANS)	62132	620	620	620
WEAPON MOUNT POST INTEGRATED INTO TORSIONAL TOWBAR WITH PLATE AND HOLE PATTERN SIZED FOR CUSTOMER INSTALLATION OF BRONZE STAND	62135	1,429	1,429	1,429
AMMO CAN STORAGE, NATO MK19 40mm GRENADE (2 CANS)	62138	779	779	779
Commissioning Gear Options				
STD SPARES FOR INBOARD APPLICATION	07947	1,996	1,996	1,996
FORTRESS FX 11 ANCHOR AND STOWAGE W/CHAIN AND 150' LINE	02805	414	414	414
LARGE LINE BAG FOR 800FT OF 3/4IN TOW LINE	07619	610	610	610
Float Away Containers: Qty: 2	07481	116	116	116
MARINE DISTRESS SIGNAL KIT (12-GAUGE LAUNCHER, 4 RED AERIAL SIGNALS, 4 HANDHELD RED SIGNAL FLARES, 2 HANDHELD ORANGE SMOKE SIGNAL, AND STORAGE CASE)	07626	98	98	98
UNIQUE ITEM IDENTIFICATION LABELS	02614	752	752	752

Note: "STD" = standard equipment on that model
 "-" = option not applicable on that model

Description	Part No.	Impacts		
		7MUSN	750IMUMEC	750IMUMWC
LARGE LABEL PLATE PACKAGE. INCLUDES 60 SMALL PLATES (1"X2.5"), 10 MEDIUM PLATES (4"X6"), ONE HULL REGISTRY NUMBER PLATE (4"X21") AND ONE TRANSPORTATION LABEL PLATE (6"X30")	07616	7,349	7,349	7,349
MEDIUM LABEL PLATE PACKAGE. INCLUDES 40 SMALL PLATES (1"X2.5"), 6 MEDIUM PLATES (4"X6"), AND ONE LARGE LABEL PLATE (6"X30")	07767	6,079	6,079	6,079
SHAEFER T-TRACK SLIDE RAIL TIEDOWN SYSTEM	07620	2,466	2,466	2,466
SKYDEX FLOOR MATTING	07618	17,998	17,998	17,998
TECHNICAL DATA PACKAGE (BOAT LAYOUTS AND BASIC SYSTEMS)	02616	1,054	1,054	1,054
Tool Kit: Tool kit with dedicated storage	07456	815	815	815
BASIC LABEL PLATE PACKAGE. INCLUDES 20 SMALL PLATES (1"X2.5") AND 4 MEDIUM PLATES (4"X6")	07766	2,769	2,769	2,769
First Aid Kit: First Aid Kit (large) with dedicated storage.	07457	140	140	140
Signal Flares: Marine-type; Color: Red and White; Qty: 10 Red, 10 White	07460	822	822	822
*LABEL PLATES-FOR BOAT SYSTEMS, VALVES, STORAGE AREAS, ACCESSES, EMERGENCY PROCEDURES, SAFETY PRECAUTIONS, STARTING PROCEDURES, HOISTING, AND BOAT INFORMATION (CONTRACT NUMBER, PASSENGER CAPACITY, HIN, NAVY HULL NUMBER, ETC.)ALUMINUM LABEL PLATES ENGRA	02611	3,620	3,620	3,620
Binocular: Binocular with case; 7 x 50 with illuminated compass and range finding reticule; color:black	07458	243	243	243
EIGHT DIGIT ALPHANUMERIC US NAVY HULL REGISTRY NUMBER ON TRANSOM: HULL REGISTRY NUMBER TO BE GFI, LETTERING TO BE 76 MILLIMETER HIGH	02610	274	274	274
EPIRB, ACR 2874 OR EQUAL (EOD)	07621	714	714	714
*Vessel Board Search & Seizure (VBSS) Equipment - Secured Storage: Provide interior bulwark mounted cargo net or mounting bracket type storage for the following VBSS gear items.(a) Two (2) - Hastings(Tel-o-pole) 35FT Tel-O-Pole Fiberglass Hot Stick (ST2	07462	650	650	650
20" USCG RING BUOY AND BRACKET	02604	204	204	204
5/8 IN X 30 FT BLACK MOORING LINE (EACH)	02606	52	52	52

Note: *STD* = standard equipment on that model
** = option not applicable on that model

Impact GSA Pricing

Page F-14

Description	Part No.	Impacts		
		7MUSN	750IMUMEC	750IMUMWC
6-FT 5,000 LB BOAT TIEDOWN STRAPS (SET OF 4)	07646	791	791	791
BASIC SPARES AND TOOLS TO SERVICE BOAT AND ENGINE (SHRINK-WRAPPED AND LABELED)	02612	1,492	1,492	1,492
COMMERCIAL OFF THE SHELF (COTS) MANUALS	02616	505	505	505
Blank Label Plates: Additional set of blank label plates provided to be engraved in country.	07455	456	456	458
EOD DESIGN CERTIFICATIONS	07614	934	934	934
BOAT OWNERS MANUAL (GENERIC PER MODEL)	02617	166	166	166
BOAT HOOK	02803	72	72	72
SAFETY AND COMMISSIONING PACKAGE FOR FOUR PEOPLE	62651	1,082	1,082	1,082
TOW LINE, 5/8" X 250'	62655	428	428	428
LIFE VEST, TYPE II, BLACK, ADULT SIZE (EA)	02762	105	105	105
PADDLE, 5', T-HANDLE, WITH DEDICATED STORAGE (EA)	02763	97	97	97
FENDER, BLACK	02779	83	83	83
LIFE VEST, TYPE II, BLACK, ADULT SIZE, AUTO INFLATABLE (EA)	02781	269	269	269
CERTIFICATION BY LICENSED PROFESSIONAL ENGINEER	02767	734	734	734
Aluminum Trailer Options				
EOD MILITARY TRAILER	07616	13,388	13,388	13,388
TRAILER BACK-UP PLATE	07661	154	154	154
ALL STAINLESS STEEL BRAKES UPGRADE	02594	1,099	1,099	1,099
LED TRAILER LIGHTS	02592	209	209	209
HEAVY DUTY ALUMINUM TRAILER	62700	9,729	9,729	9,729
PINTLE HITCH W/O BRAKE ACTUATOR - ALUM. TRAILER	62731	396	396	396
PINTLE HITCH W/BRAKE ACTUATOR - ALUM. TRAILER	62730	342	342	342
DUAL PNEUMATIC CASTER WHEEL UPGRADE - ALUM. TRAILER	62703	463	463	463
TRAILER TIE DOWNS FOR BOAT TO TRAILER/TRAILER TO AIRCRAFT	62770	880	880	880
TRAILER,NATO 24V LIGHTING WIRE UPGRADE	02638	1,030	1,030	1,030
TRLR HITCH W/ADJ PLT/LUNETTE EYE/BALL RCVR	02839	194	194	194
TRAILER MILITARY 7 PIN PLUG	02840	128	128	128

Note: "STD" = standard equipment on that model
 "*" = option not applicable on that model

Impact GSA Pricing

Page F-15

Description	Part No.	Impacts		
		7MUSN	750IMUMEC	750IMUMWC
TRAILER, 1 AXLE SS BRAKES/CALIPERS/CYL/PINS PER AXLE	02841	833	833	833
TRAILER, C-130 AIRCRAFT OPTION UPGRADE	02842	5,257	5,257	5,257
Galvanized Trailer Options				
HEAVY DUTY GALVANIZED TRAILER	62750	8,213	8,213	8,213
Shipping Options				
SHIPPING CRADLE	62780	835	835	835

Note: *STD* = standard equipment on that model
 . = option not applicable on that model

GSA ELECTRONICS PRICING

Description	Part No.	Price
AIS: AIS Interfaced to the radar/multi-dsplay unit, and the VHF radio	07446	1,198
Remote Display: Furuno RD30	07447	788
ACR: Emergency position Indicating radio beacon (EPIRB) 2744	07448	714
MAN OVERBOARD INDICATOR - MOBI	07940	11,294
FURUNO NAVNET PKG (EOD)	07963	124
CHART CHIPS		
CHART CHIP - WIDE AREA - INTERNATIONAL (EA) NON 3-D	07704	375
CHART CHIP - STANDARD AREA - INTERNATIONAL (EA) NON 3-D	07705	281
COMMUNICATIONS		
*STANDARD HORIZON, QUEST-X VHF RADIO:BLACK, WITH 6DB ANTENNA, INTERFACED TO	02801	822
MARINE IC SYSTEM, DAVID CLARK 9800 WITH FOUR COMMUNICATION JACKS	07106	6,136
VHF RADIO, ICOM IC-M504 W/DSC	08242	1,049
ANTENNA UPGRADE, SHAKESPEARE MILSPEC F/G 8" VHF	80806	340
VHF RADIO, ICOM IC-M422 W/ DSC(Or Equal)	80841	785
LOUD HAILER AND FOGHORN, RAYTHEON RAY430/216	80844	1,140
VHF RADIO, RAYTHEON RAY 240 (Or Equal)	80847	1,164
VHF RADIO, RAYTHEON RAY 216 W/DSC (Or Equal)	80848	1,002
VHF RADIO, RAYTHEON RAY 55 W/DSC (Or Equal)	80849	610
VHF RADIO, ICOM IC-M804 W/DSC (Or Equal)	80850	1,117
EXTERNAL SPEAKER FOR VHF RADIO	80855	118
AM/FM CD RADIO W/ 2 SPEAKERS	80899	888

Description	Part No.	Price
FURUNO COMPONENTS INTEGRATED		
MULTI FUNCTION DISPLAY, FURUNO NAVNET 3D 12.1", MFD12	07881	5,267
MULTI FUNCTION DISPLAY, FURUNO NAVNET 3D 8.4", MFD8	07882	4,083
RADAR, FURUNO NAVNET3D 4KW 24" UHD DIGITAL RADOME (DRS4D)	07883	2,784
RADAR, FURUNO NAVNET3D 2.2KW 18" UHD DIGITAL RADOME (DRS2D)	07884	2,609
FURUNO FA30 AIS RECEIVER	07885	1,533
FURUNO FA50 AIS CLASS B TRANSPONDER	07886	2,180
GPS, ANTENNA NAVNET NMEA2000 (GP330B)	07887	589
RADAR, FURUNO 1834C/NT NAVNET 10.4" COLOR LCD (48 mile)	80799	7,120
RADAR, FURUNO 1824C/NT NAVNET 10.4" COLOR LCD (24 mile)	80800	4,824
RADAR, FURUNO 1834C/NT NAVNET 10.4" COLOR LCD (36 mile)	80802	5,357
GPS, ANTENNA NAVNET BBWGPS	80891	574
DFF1 NETWORK SOUNDER W/TRANSOM TRANSDUCER	80892	1,197
ACTIVE COMPASS SENOR PG1000-FURUNO(enable radar overlay)	80894	1,177
GARMIN		
GARMIN GPSMAP-421S	07938	7,970
CHART PLOTTER, GARMIN 545S 5" W/GPS	80807	1,614
CHART PLOTTER, GARMIN 5208 8.4" TOUCH W/GPS	80808	3,288
CHART PLOTTER, GARMIN 5212 12.1" TOUCH W/GPS	80809	3,733
CHART PLOTTER, GARMIN 5215 15" TOUCH W/GPS	80810	5,957
RADAR, GARMIN GMR16 HD 36NM 4KW	80811	1,762
RADAR, GARMIN GMR24 HD 48NM 4KW	80812	2,509
GPH10 AUTO PILOT GARMIN	80815	5,505
SOUNDER, GARMIN GSD-22 W/ TRIDUCER	80816	734
VHF100 GARMIN	80816	820
VHF200 GARMIN	80819	951

Description	Part No.	Price
GHS10 SECON STATION MIC FOR VHF200 GARMIN	80820	322
VHF200 INTERNATIONAL GARMIN	60824	1,039
VHF100 INTERNATIONAL GARMIN	80827	664
GARMIN COMPONENTS INTEGRATED		
GARMIN AIS 600 AIS TRANSCIEVER	04074	1,495
CHART PLOTTER, GARMIN 7215 15" TOUCH W/GPS	05468	6,516
CHART PLOTTER, GARMIN 7212 12.1" TOUCH W/GPS	07688	4,785
CHART PLOTTER, GARMIN 6208 6.4" TOUCH AND KEYPAD W/GPS	07689	2,976
CHART PLOTTER, GARMIN 6212 12.1" TOUCH AND KEYPAD W/GPS	07690	3,917
CHARTPLOTTER, GARMIN 740S, 7" TOUCHSCREEN W/GPS AND TRANSDUCER	07691	2,066
SOUNDER, GARMIN GSD-24 W/ TRIDUCER	07692	1,515
GARMIN AIS 300 AIS RECEIVER	07693	654
GPS / CHARTPLOTTERS		
GPS, GARMIN GPSMAP78 HANDHELD W/ CONSOLE MOUNT (Or Equal)	80821	503
NAVIONICS CHART CHIP WIDE AREA - US REGIONS ONLY (EA) NON 3-D	80826	323
CHART CHIP STANDARD AREA - US REGIONS ONLY (EA)	80873	200
MISCELLANEOUS		
ELECTRONICS BRIDGE OVER CABIN DOOR	02354	425
THRU-HULL TRANSDUCER UPGRADE	02790	947
HUMMINBIRD 1198C SI COMBO 10.4" DISPLAY W/ SIDE IMAGING SONAR AND GPS	04143	3,768
SHOOT-THRU TRANSDUCER UPGRADE	07769	421
RADAR STUMP	80814	340
RAYMARINE COMPONENTS INTEGRATED		
RAYMARINE AIS500 AIS TRANCEIVER	02777	1,534
RAYMARINE AIS250 AIS RECEIVER	02778	1,212

Description	Part No.	Price
RAYMARINE E140W 14"WIDESCREEN DSPL W/LOADED US CHARTS	07140	5,277
RAYMARINE E120W 12"WIDESCREEN DSPL W/LOADED US CHARTS	07895	3,408
RAYMARINE E80W 9" WIDESCREEN DSPLY W/LOADED US CHARTS	07897	1,845
ANTENNA, RAYMARINE HIGH DEFINITION RADAR 24" 4KW (RD424HD)	07898	2,449
ANTENNA, RAYMARINE HIGH DEFINITION RADAR 18" 4KW (RD418HD)	07899	1,845
RAYMARINE AIS850 CLASS B AIS TRANCEIVER	07700	1,170
RAYMARINE AIS350 AIS RECEIVER	07701	672
SOUNDER, RAYMARINE DSM30 W/TRANSOM TRANSDUCER	07702	799
SOUNDER, RAYMARINE DSM400 W/THRU-HULL TRANSDUCER	07703	3,781
e7D Multifunction Display w/Transducer	08338	1,917
ANTENNA, RADAR, RD418D 4KW 18" DIGITAL DOME HIGH PERF	80804	1,486
ANTENNA, RADAR, RD424D 4KW 24" DIGITAL DOME ULTRA HIGH PERF	80805	2,086
GPS, RAYSTAR 125 GPS/WAAS RECEIVER ANTENNA	80817	518
ACTIVE COMPASS SENSOR RAYTHEON (enables radar overlay)	80854	1,084
CAMERA, RAYMARINE DAY/NIGHT - CAM100	80859	726
RAYMARINE C80W 8" WIDESCREEN DSPLY W/LOADED US CHARTS	80882	2,380
RAYMARINE C120W 12"WIDESCREEN DSPL W/LOADED US CHARTS	80883	3,098
RAYMARINE C140W 14"WIDESCREEN DSPL W/LOADED US CHARTS	80884	4,031
RAYMARINE SEATALK HIGH SPEED SWITCH	80887	379
SOUNDER, RAYMARINE DSM300 W/TRANSOM TRANSDUCER	80888	1,051
THERMAL CAMERAS		
M-SERIES FLIR W/ THERMAL AND DAYLIGHT IMAGE CAPTURE (M-628L)	05186	19,180
M-SERIES FLIR W/THERMAL IMAGE CAPTURE (M-324XP)	07180	8,851

GSA ENGINE PRICING

Description	Part No.	Price
BRP		
BRP 40HP TILLER MOTOR	07471	4,424
EVINRUDE		
EVINRUDE 55 HP MULTI-FUEL TILLER MOTOR	07469	16,188
EVINRUDE E50DSL 20° E-TEC	69400	5,704
EVINRUDE E60DPL 20° E-TEC	69401	5,650
EVINRUDE E50DTL 20° E-TEC	69402	5,833
EVINRUDE E60DTL 20° E-TEC	69403	6,200
EVINRUDE E60DPL 20° E-TEC	69404	6,014
EVINRUDE E60DSL 20° E-TEC	69405	6,087
EVINRUDE E65WDR1 20° E-TEC	69406	6,200
EVINRUDE E75DPL 20° E-TEC	69407	6,993
EVINRUDE E75DSL 20° E-TEC	69408	7,095
EVINRUDE E90DPL 20° E-TEC	69409	7,410
EVINRUDE E90DSL 20° E-TEC	69410	7,515
EVINRUDE E90DPX 25° E-TEC	69411	7,588
EVINRUDE E90WDEX 25° E-TEC	69412	7,382
EVINRUDE E90WDEL 20° E-TEC	69413	7,228
EVINRUDE E115DHX 25° E-TEC	69414	9,316

Description	Part No.	Price
EVINRUDE E115DPX 25" E-TEC	69415	6,576
EVINRUDE E115DBX 25" E-TEC	69416	6,529
EVINRUDE E115DCX 25" E-TEC	69417	9,031
EVINRUDE E130DPX 25" E-TEC	69418	10,928
EVINRUDE E130DCX 25" E-TEC	69419	9,671
EVINRUDE E150DCX 25" E-TEC	69420	11,350
EVINRUDE E150DBX 25" E-TEC	69421	10,928
EVINRUDE E150DPX 25" E-TEC	69422	10,853
EVINRUDE E175DCX 25" E-TEC	69423	12,478
EVINRUDE E175DPX 25" E-TEC	69424	12,148
EVINRUDE E200DCX 25" E-TEC	69425	14,289
EVINRUDE E200DPX 25" E-TEC	69426	13,753
EVINRUDE E200DHX 25" E-TEC	69427	14,988
EVINRUDE E200HCX 25" E-TEC	69428	15,532
EVINRUDE E225DHX 25" E-TEC	69429	16,392
EVINRUDE E225DCX 25" E-TEC	69430	15,856
EVINRUDE E225DPX 25" E-TEC	69431	15,317
EVINRUDE E225DCZ 30" E-TEC	69432	15,898
EVINRUDE E225DPZ 30" E-TEC	69433	15,562
EVINRUDE E250DCZ 30" E-TEC	69434	17,378
EVINRUDE E250DHX 25" E-TEC	69435	17,200
EVINRUDE E250HSL 20" E-TEC	69436	17,200
EVINRUDE E250DPZ 30" E-TEC	69437	16,833

Description	Part No.	Price
EVINRUDE E250DPX 25" E-TEC	69438	16,675
EVINRUDE E250DCX 25" E-TEC	69439	17,106
EVINRUDE E250DPL 20" E-TEC	69440	16,469
EVINRUDE E300DSL 20" E-TEC	69441	17,655
EVINRUDE E300DPX 25" E-TEC	69442	17,704
EVINRUDE E300DCX 25" E-TEC	69443	18,239
EVINRUDE E300DPZ 30" E-TEC	69444	17,968
EVINRUDE E300DCZ 30" E-TEC	69445	18,486
EVINRUDE DE250DCX "ICON" 25" E-TEC	69446	17,966
EVINRUDE DE250DPX "ICON" 25" E-TEC	69447	17,431
EVINRUDE DE250DCZ "ICON" 30" E-TEC	69446	18,234
EVINRUDE DE250DPZ "ICON" 30" E-TEC	69449	17,688
EVINRUDE DE300DCX "ICON" 25" E-TEC	69450	19,094
EVINRUDE DE300DPX "ICON" 25" E-TEC	69451	18,564
EVINRUDE DE300DCZ "ICON" 30" E-TEC	69452	19,357
EVINRUDE DE300DPZ "ICON" 30" E-TEC	69453	18,821
Jet A Fuel		
MERCURY 3.0XL JP - 25" SHAFT	69310	16,742
MERCURY 3.0CXL JP - 25" SHAFT	69311	16,774
MERCURY 3.0XXL JP - 30" SHAFT	69312	16,906
MERCURY 3.0CXXL JP - 30" SHAFT	69313	17,158

Optimax

Description	Part No.	Price
MERCURY 135XLOPTI OUTBOARD ENGINE - 25" SHAFT	69135	8,131
MERCURY 150CXLOPTI OUTBOARD ENGINE - 25" SHAFT	69150	8,863
MERCURY 150XLOPTI OUTBOARD ENGINE - 25" SHAFT	69151	8,808
MERCURY 200XLOPTI OUTBOARD ENGINE - 25" SHAFT	69200	10,689
MERCURY 200CXLOPTI OUTBOARD ENGINE - 25" SHAFT	69201	10,959
MERCURY 225XLOPTI OUTBOARD ENGINE - 25" SHAFT	69225	11,446
MERCURY 225CXLOPTI OUTBOARD ENGINE - 25" SHAFT	69226	11,708
MERCURY 250XLOPTI OUTBOARD ENGINE - 25" SHAFT	69260	13,140
MERCURY 250CXLOPTI OUTBOARD ENGINE - 25" SHAFT	69261	13,256
MERCURY 250XXLOPTI OUTBOARD ENGINE - 30" SHAFT	69262	13,466
MERCURY 250CXXLOPTI OUTBOARD ENGINE - 30" SHAFT	69263	13,590
Optimax DTS		
MERCURY 225XLOPTI OUTBOARD ENGINE DTS - 25" SHAFT	69220	12,046
MERCURY 225CXLOPTI OUTBOARD ENGINE DTS - 25" SHAFT	69224	12,298
Standard		
MERCURY 50ELPT 4-STR B.F EFI - 20" SHAFT	69050	4,954
MERCURY 60ELPT 4-STR B.F EFI - 20" SHAFT	69060	5,292
MERCURY 60ELPT 4-STR EFI - 20" SHAFT	69061	5,042
MERCURY 75ELPT 4-STROKE - 20" SHAFT	69075	6,114
MERCURY 75ELPT OPTIMAX 20" SHAFT	69076	5,800
MERCURY 90ELPT 4-STROKE - 20" SHAFT	69090	6,429
MERCURY 90ELPT OPTIMAX - 20" SHAFT	69091	5,951

Description	Part No.	Price
MERCURY 115EXLPT 4-STROKE - 25" SHAFT	69116	6,869
MERCURY 115ELPT OPTIMAX - 20" SHAFT	69117	6,212
Verado		
MERCURY 150XL VERADO L4 OUTBOARD ENGINE - 25" SHAFT	69152	10,669
MERCURY 160CXL VERADO L4 OUTBOARD ENGINE - 25" SHAFT	69153	11,166
MERCURY 175XL VERADO L4 OUTBOARD ENGINE - 25" SHAFT	69177	12,156
MERCURY 175CXL VERADO L4 OUTBOARD ENGINE - 25" SHAFT	69179	12,463
MERCURY 200XL VERADO L4 OUTBOARD ENGINE - 25" SHAFT	69202	11,864
MERCURY 200CXL VERADO L4 OUTBOARD ENGINE - 25" SHAFT	69203	12,220
MERCURY 225XL VERADO OUTBOARD ENGINE - 25" SHAFT	69230	13,545
MERCURY 225CXL VERADO OUTBOARD ENGINE - 25" SHAFT	69231	13,950
MERCURY 225XXL VERADO OUTBOARD ENGINE - 30" SHAFT	69232	13,769
MERCURY 225CXXL VERADO OUTBOARD ENGINE - 30" SHAFT	69233	14,156
MERCURY 250XL VERADO OUTBOARD ENGINE - 25" SHAFT	69250	14,520
MERCURY 250CXL VERADO OUTBOARD ENGINE - 25" SHAFT	69251	14,936
MERCURY 250XXL VERADO OUTBOARD ENGINE - 30" SHAFT	69252	14,749
MERCURY 250CXXL VERADO OUTBOARD ENGINE - 30" SHAFT	69253	15,146
MERCURY 300XL VERADO OUTBOARD ENGINE - 25" SHAFT	69300	16,080
MERCURY 300CXL VERADO OUTBOARD ENGINE - 25" SHAFT	69301	16,406
MERCURY 300XXL VERADO OUTBOARD ENGINE - 30" SHAFT	69302	16,204
MERCURY 300CXXL VERADO OUTBOARD ENGINE - 30" SHAFT	69303	16,527

YAMAHA

Description	Part No.	Price
YAMAHA F40 TILLER MOTOR	07470	4,886
YAMAHA Z200TXR 25"	69500	13,101
YAMAHA LZ200TXR 25"	69501	13,629
YAMAHA F50TLR 20"	69502	5,930
YAMAHA T60TLR 20"	69503	6,081
YAMAHA F60TLR 20"	69504	6,483
YAMAHA T60TLR 20"	69505	6,643
YAMAHA F75TLR 20"	69506	7,551
YAMAHA F80TLR 20"	69507	7,952
YAMAHA F80TXR 25"	69508	8,000
YAMAHA LF115XA 25"	69509	9,649
YAMAHA F115XA 25"	69510	9,063
YAMAHA LF160TXR 25"	69511	12,252
YAMAHA F160TXR 25"	69512	11,803
YAMAHA LF200XA 25"	69513	16,679
YAMAHA F200XA 25"	69514	16,169
YAMAHA F225XCA 25"	69515	16,102
YAMAHA LF225XCA25"	69516	16,673
YAMAHA F250BXCA 25"	69517	18,586
YAMAHA LF250UCA 30"	69518	18,676
YAMAHA F250UCA 30"	69519	18,947
YAMAHA LF250XCA 25"	69520	19,212
YAMAHA LF300UCA30"	69521	20,332

Description	Part No.	Price
YAMAHA F300XCA25*	69522	19,472
YAMAHA LF300XCA 25*	69523	20,020
YAMAHA F300UCA 30*	69524	19,784
YAMAHA F350XCA 25*	69525	22,582
YAMAHA LF350UCA 30*	69526	23,502
YAMAHA F350UCA 30*	69527	22,907
YAMAHA LF350XCA 25*	69528	23,162
YAMAHA INTERNATIONAL WARRANTY COST PER YEAR	69599	1,545

Sentry 2012 GSA Pricing

Description	Part No.	Sentry	Sentry
		320SN	360SN
320SN SENTRY BASE BOAT	320SN	200,727	
360SN SENTRY BASE BOAT	360SN		267,389
300 Triple Engines Verado 4-stk (dts)	70417		48,690
Propeller, Stainless V-8's	2678	653	653
Verado Trip Eng Prerig, Vsl View, Pwr	7367		10,623
Cockpit Lighting Red(ea)	60764	151	151
Chart Light (red)	60777	120	120
18,000 Btu A/c System, 115v/60hz	60992		7,529
Cabin Heater- 110 Volt	60996		918
National Ensign And Removable Mast	7625		342
Verado Engine Starting Battery	2352		327
Battery Charger 4 Banks (select Shore	4084		1,129
12 Volt Outlet	60740		68
Optima D34m-870 Deep Cycle Battery	60928	275	275
Shore Power 110vac/60hz	60951	481	481
7.5 Kw Kohler Gas Generator	60989	13,207	13,207
Raymarine E127 Display W/int Gps &	9553	3,632	3,632
Fender, Black With Dedicated Storage	2779		83
Basic Label Package	7766		2,769
Safety And Commissioning Package	62651		1,242
Hd Alum Trailer W/spare Tire	62700		23,598
Pintle Hitch W/brake Actuator Alum	62730		342
H.d. Seats W/low Back And Armrests	61116		1,338
High Water Bilge Alarm Upgrade	8009		216
Sea Trials	62601		2,261
Gunwale Lifting Eyes	61565		3,025
Lifting Sling Set W/load Test & Cert	61567		1,617
Engine Crash Rail W/removable Hoop	62032		1,740
Mercury Dual 300xxl/cxxd Verado O/b	876	32,731	
Dual Engine Installation & Test	61402	1,175	

Note: "STD" = standard equipment on that model

"_" = option not applicable on that model

Sentry GSA Pricing

Page I-1

	Part No.	320SN	360SN
Cabin Heater- 110 Volt	60996	918	
National Ensign And Removable Mast	7625	342	
Verado Engine Starting Battery	2352	327	
Battery Charger 4 Banks (select Shore	4084	1,129	
12 Volt Outlet	60740	68	
Battery System, Dual Eng., 2 Start/2	60905	1,979	
Basic Label Package	7766	2,769	
Safety And Commissioning Package	62651	1,242	
Hd Alum Trailer W/spare Tire	62700	20,002	
Pintle Hitch W/brake Actuator Alum	62730	342	
High Water Bilge Alarm Upgrade	8009	216	
Sea Trials	62601	2,492	
Engine Crash Rail W/removable Hoop	62032	1,740	
18,000 Btu A/c System, 115v/60hz	60992	7,529	
Lifting Sling Set W/load Test & Cert	61567	1,617	
H. D. Seats W/low Back And Armrests	61116	1,338	

Note: "STD" = standard equipment on that model
 "-" = option not applicable on that model

Impact 2012 GSA Pricing

Description	Part No.	Impact	
		530IM	
530IM	530IM	18,378	
40ELH GA FourStroke 20" TH	336	3,962	
50ELH GA FourStroke 20" TH	337	5,072	
60ELH GA FourStroke BigFoot 20" TH	339	5,356	

Note: "STD" = standard equipment on that model
 "-" = option not applicable on that model